



Treasurer's Summary Report for the Month of October, 2019

Monthly Variance

Revenue Income October

Revenue exceed budget by \$38,601

Primary Revenue Drivers

> Real Estate Transfer Tax \$ 5,250 Over Budget
One property sold in October \$7,500. A transfer stamp issued for 14160 Old School Rd. AR was established due to check deposited in November.

> Building Permit Services \$29,648 Over Budget
Large projects for 5 Hickory Drive and Vyair

Circuit clerk disbursements for October \$ 269.46, AR was established for an ACH deposited in November.

Expenses October

Expenditures exceed budget by \$19,634

Primary Expense Drivers

> Road & Bridge Maint \$3,189 Over Budget
DeMarr sealcoating for thermo striping

> Engineering Services \$ 7,729 Over Budget
Majority of engineering was charged in general engineering services to increase lane width for Mettawa Lane and drafting 699 and 707 Bradley Rd driveway culvert replacement. Several charges for trees/stump work.

> Sales Tax Sharing - Oasis \$ 3,499 Over Budget
In line with revenue received

> Village Property & Maint \$3,564 Over Budget
Trees at Oasis Park

Two accruals established for items received after the cut off. Deerpath Farm HOA \$9,586.00 and GovTemp USA \$742.20.

Net revenue over expense for October \$ (84,841)

Net revenue over expense Year to Date \$ 408,785

Actual vs. Budget

Net revenue to budget October	\$ 38,601	11% Over
Net revenue to budget YTD	\$ 28,405	1% Under

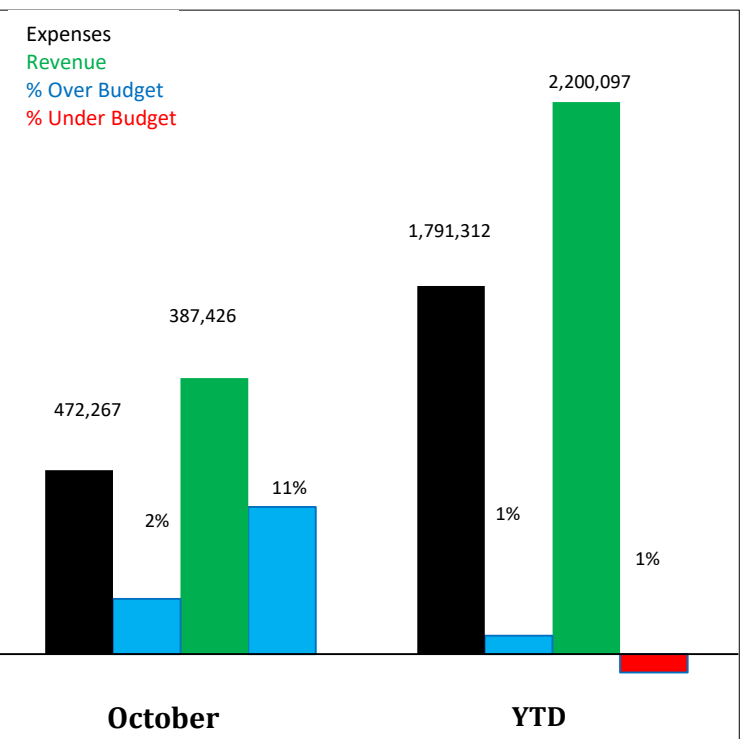
Net expenses to budget October	\$ 19,634	2% Over
Net expenses to budget YTD	\$ 18,478	1% Over

Discussion Points and Up Coming Events

GO Bond Principal and Interest - Due December 15
\$164,006.26 Next payment is due June 15th, 2020
interest only \$ 17,815.63 (see note schedule pg. 3)
Last payment due December 15, 2026.

Rate change for Insurance expense \$ 994.00/month an increase of \$13.00

Grainger revenue is reserved per agreement for Capital Property Purchase.



**Village of Mettawa FY2018-2019
Treasurer's Report for the Period May 1, 2019 through April 30, 2020**

Submitted By: *Carol Armstrong*

1-Nov-19

Table of Contents

Summary	
Title Sheet	
Table of Contents.....	
Funds on Deposit.....	1
Balance Sheet.....	2
Capital Debt Schedules	
GO Bond Series 2011.....	3
Fixed Assets.....	4
General Fund	
General Fund Revenue.....	5
General Fund Expenditures.....	6
Revenue Graph.....	7
Expense Graph.....	8
Other Funds	
Balance Sheet.....	9
Statement of Revenues and Expenditures.....	10
General Fund Cash Flow.....	11
Pre-Approved Paid Bills.....	12
Bills Submitted for Village Board Approval.....	13
Bills Submitted for Village Board Approval pg 2	14
YTD payment history of vendors.....	15
Property Tax Rebate.....	16

Funds on Deposit

	May-19	19-Jun	Jul-19	19-Aug	Sep-19	19-Oct
General Commingled Accounts						
Northern Trust						
Opening balance	\$ 713,889.11	\$ 717,273.59	\$ 775,862.44	\$ 778,048.48	\$ 779,644.70	\$ 833,819.96
Cleared deposits	\$ 3,679.99	\$ 58,902.71	\$ 2,506.21	\$ 1,918.41	\$ 54,466.29	\$ 1,426.17
Interest	\$ 9.12	\$ 9.14	\$ 9.90	\$ 9.92	\$ 9.93	\$ 10.63
Cleared disbursements	\$ (304.63)	\$ (323.00)	\$ (330.07)	\$ (332.11)	\$ (300.96)	\$ (335.95)
Closing balance	\$ 717,273.59	\$ 775,862.44	\$ 778,048.48	\$ 779,644.70	\$ 833,819.96	\$ 834,920.81
U.S. Bank, Springfield - Illinois Funds						
Opening balance	\$ 4,852,724.57	\$ 5,090,698.95	\$ 5,339,860.11	\$ 5,593,284.97	\$ 5,872,656.27	\$ 6,137,077.24
Deposit	\$ 227,543.25	\$ 238,654.30	\$ 242,192.69	\$ 268,536.71	\$ 253,861.79	\$ 269,675.11
Withdrawal/Transfer						
Interest	\$ 10,431.13	\$ 10,506.86	\$ 11,232.17	\$ 10,834.59	\$ 10,559.18	\$ 10,330.65
Closing balance	\$ 5,090,698.95	\$ 5,339,860.11	\$ 5,593,284.97	\$ 5,872,656.27	\$ 6,137,077.24	\$ 6,417,083.00
Motor Fuel Tax						
Opening balance	\$ 80,568.04	\$ 81,947.78	\$ 83,222.35	\$ 84,405.14	\$ 85,828.54	\$ 87,799.32
Deposit	\$ 1,210.76	\$ 1,109.59	\$ 1,011.54	\$ 1,264.36	\$ 1,819.00	\$ 1,975.80
Withdrawal						
Interest	\$ 168.98	\$ 164.98	\$ 171.25	\$ 159.04	\$ 151.78	\$ 145.63
Closing balance	\$ 81,947.78	\$ 83,222.35	\$ 84,405.14	\$ 85,828.54	\$ 87,799.32	\$ 89,920.75
Debt Service Funds						
Northern Trust SSA #2						
Opening balance	\$ 158,309.80	\$ 158,310.48	\$ 158,311.13	\$ 158,311.80	\$ 158,312.47	\$ 158,313.12
Cleared deposits						
Interest	\$ 0.68	\$ 0.65	\$ 0.67	\$ 0.67	\$ 0.65	\$ 0.67
Cleared disbursements						
Closing balance	\$ 158,310.48	\$ 158,311.13	\$ 158,311.80	\$ 158,312.47	\$ 158,313.12	\$ 158,313.79
MaxSafe Investment- Lake Forest						
Opening Balance	\$ 2,055,882.76	\$ 1,960,048.64	\$ 1,863,429.08	\$ 1,767,372.54	\$ 1,770,815.29	\$ 1,473,643.81
Cleared Deposits		\$ 100,000.00			\$ 200,000.00	\$ 100,000.00
Interest	\$ 4,165.88	\$ 3,380.44	\$ 3,943.46	\$ 3,442.75	\$ 2,828.52	\$ 2,610.16
Cleared Disbursements	\$ (100,000.00)	\$ (200,000.00)	\$ (100,000.00)		\$ (500,000.00)	\$ (100,000.00)
Closing Balance	\$ 1,960,048.64	\$ 1,863,429.08	\$ 1,767,372.54	\$ 1,770,815.29	\$ 1,473,643.81	\$ 1,476,253.97
Lake Forest Bank & Trust						
Opening Balance	\$ 1,019,250.06	\$ 1,047,665.70	\$ 1,046,737.63	\$ 1,026,194.62	\$ 1,002,083.34	\$ 1,381,296.51
Cleared Deposits	\$ 156,036.35	\$ 374,432.23	\$ 180,927.96	\$ 84,326.42	\$ 673,512.33	\$ 202,019.63
Cleared Disbursements	\$ (127,620.71)	\$ (375,360.30)	\$ (201,470.97)	\$ (108,437.70)	\$ (294,299.16)	\$ (261,667.49)
Closing Balance	\$ 1,047,665.70	\$ 1,046,737.63	\$ 1,026,194.62	\$ 1,002,083.34	\$ 1,381,296.51	\$ 1,321,648.65
TOTAL ALL ACCOUNTS						
Opening month balance	\$ 8,880,624.34	\$ 9,055,945.14	\$ 9,267,422.74	\$ 9,407,617.55	\$ 9,669,340.61	\$ 10,071,949.96
Closing month balance	\$ 9,055,945.14	\$ 9,267,422.74	\$ 9,407,617.55	\$ 9,669,340.61	\$ 10,071,949.96	\$ 10,298,140.97

Village of Mettawa - Balance Sheet

	1-Nov
ASSETS	
Current Assets	
Checking/Savings	\$ 10,296,566
Other Current Assets	
Accounts Receivable	\$ 8,019
Due From Other Funds	\$ 970,679
Pre Paid Insurance	\$ 11,924
Pre Paid Salt	\$ 2,985
Hotel Taxes Receivable	\$ 46,007
Property Taxes Receivable	\$ 306,900
Shared Taxes Receivable	\$ 691,088
Total Other Current Assets	<u>\$ 2,037,603</u>
TOTAL CURRENT ASSETS	<u>\$ 12,334,169</u>
OTHER ASSETS	
Pre Paid Land Purchase	\$ 146,373
Deposit Sheriff Service Initiation	\$ 180,000
Office Space Deposit LifeStorage	\$ 500
Total Other Assets	<u>\$ 326,873</u>
TOTAL ASSETS	<u>\$ 12,661,042</u>
LIABILITIES & EQUITY	
Liabilities	
Current Liabilities	
Accounts Payable	\$ 941,080
Accrued Other	\$ 10,328
Deferred Property Taxes	\$ 306,900
Building Deposits	\$ 22,500
Due To Other Funds	\$ 970,680
Grainger Property Reserve	\$ 145,393
Tax Rebates	\$ 177,361
Total Current Liabilities	<u>\$ 1,633,162</u>
TOTAL LIABILITIES	<u>\$ 2,574,242</u>
Fund Balances	
Retained Earnings	\$ 9,519,453
Net Income	\$ 567,347
Total Equity	<u>\$ 10,086,800</u>
TOTAL LIABILITIES & EQUITY	<u>\$ 12,661,042</u>

Debt Service Schedule
 General Obligation Bond, Series 2011

Payment #	Date	Interest	Principal	Balance
16	12/15/2019	19,503.13	125,000.00	1,045,000.00
17	6/15/2020	17,815.63		1,045,000.00
18	12/15/2020	17,815.63	130,000.00	915,000.00
19	6/15/2021	15,930.63		915,000.00
20	12/15/2021	15,930.63	135,000.00	780,000.00
21	6/15/2022	13,821.25		780,000.00
22	12/15/2022	13,821.25	140,000.00	640,000.00
23	6/15/2023	11,546.25		640,000.00
24	12/15/2023	11,546.25	150,000.00	490,000.00
25	6/15/2024	8,996.25		490,000.00
26	12/15/2024	8,996.25	155,000.00	335,000.00
27	6/15/2025	6,283.75		335,000.00
28	12/15/2025	6,283.75	165,000.00	170,000.00
29	6/15/2026	3,272.50		170,000.00
30	12/15/2026	<u>3,272.50</u>	<u>170,000.00</u>	-
Total:		548,143.30	1,900,000.00	

Fixed Assets

October 2019

Fixed Assets	
Total Land	9,702,549.00
Total Land Improvements	1,566,166.92
Landscaping	
Non - SSA	
Accumulated Depreciation NonSSA	-681.64
Non - SSA - Other	210,198.40
Total Non - SSA	209,516.76
SSA 3	
Accumulated Depreciation SSA 2	-3,561.00
SSA 2 - Other	749,631.00
Total SSA 3	746,070.00
SSA 6	
Accumulated Depreciation SSA 6	-291.00
SSA 6 - Other	58,092.42
Total SSA 6	57,801.42
Total Landscaping	1,013,388.18
Lighting	
SSA#3	
Accumulated Depreciation SS#3	-25.00
SSA#3 - Other	3,378.00
Total SSA#3	3,353.00
Total Lighting	3,353.00
Paved Streets	
Non -SSA	
Accumulated Depreciation NONSSA	-5,503.41
Non -SSA - Other	2,322,475.03
Total Non -SSA	2,316,971.62
SSA 3	
Accumulated Depreciation SSA 3	-3,952.00
SSA 3 - Other	1,734,706.00
Total SSA 2	1,730,754.00
SSA 3	
Accumulated Depreciation SSA 3	-1,062.34
SSA 3 - Other	616,992.97
Total SSA 3	615,930.64
SSA 6	
Accumulated Depreciation SSA 6	-1,122.00
SSA 6 - Other	493,422.00
Total SSA 6	492,300.00
Total Paved Streets	5,155,956.26
Sanitary Sewer	
SSA 4	
Accumulated Depreciation SSA 4	-805.79
SSA 4 - Other	240,264.09
Total SSA 4	239,458.30
Total Sanitary Sewer	239,458.30
Storm Sewer	
Non SSA	47,267.14
Accumulated Depreciation NonSSA	-214.58
Total Non SSA	47,052.56
SSA 2	
Accumulated Depreciation SSA 2	-450.00
SSA 2 - Other	143,825.00
Total SSA 2	143,375.00
SSA 6	
Accumulated Depreciation SSA 6	-577.00
SSA 6 - Other	184,750.00
Total SSA 6	184,173.00
Total Storm Sewer	374,600.56
Total Fixed Assets	18,055,472.22

1000 - General Fund

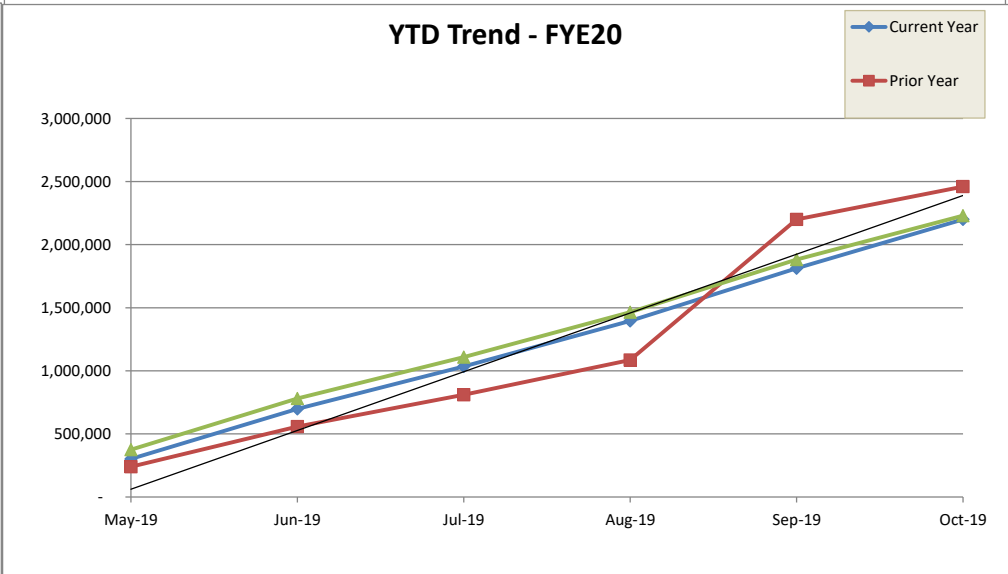
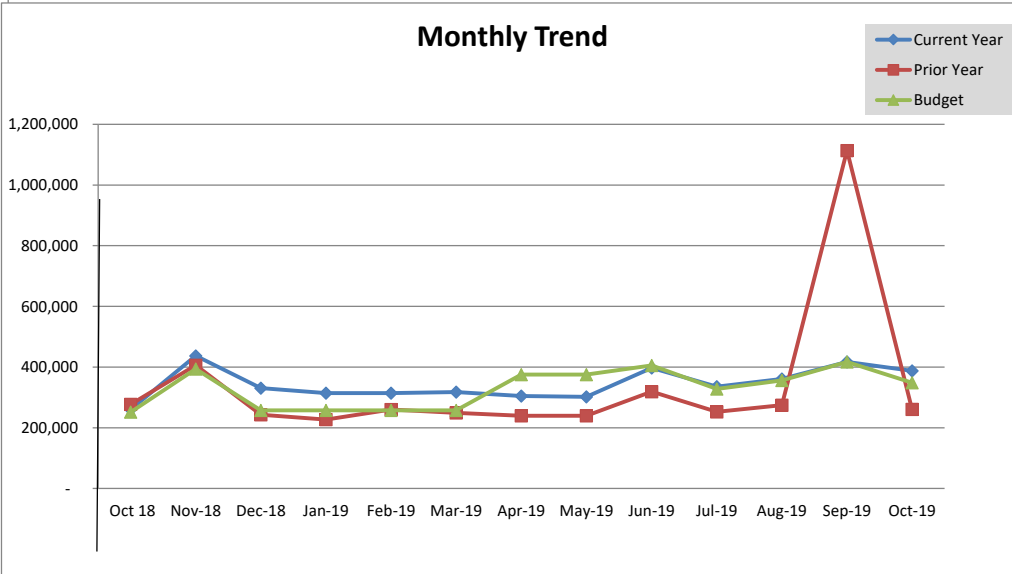
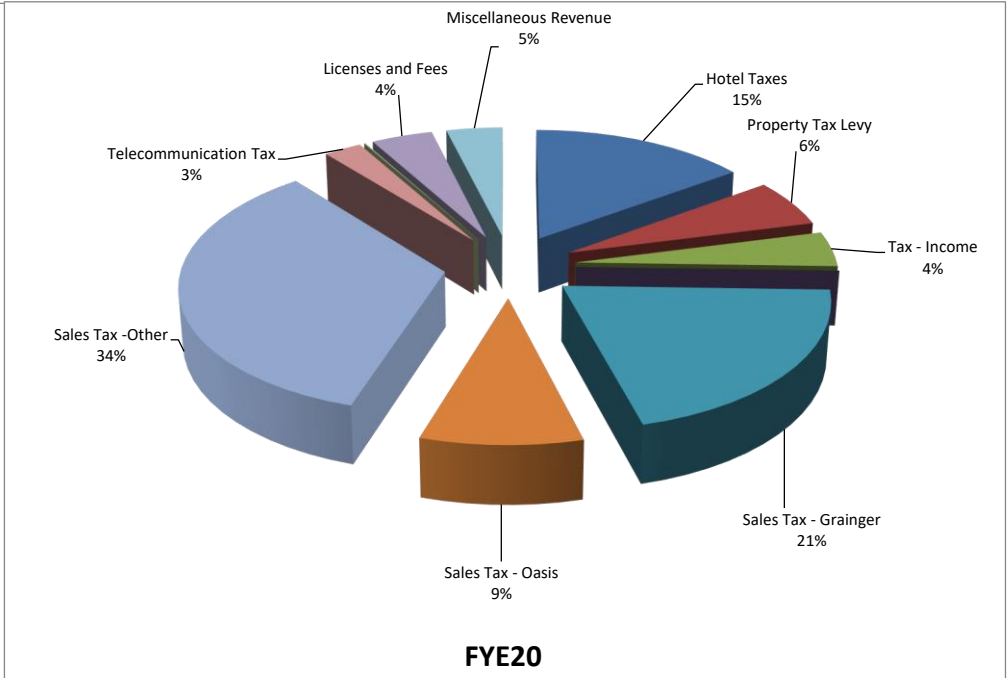
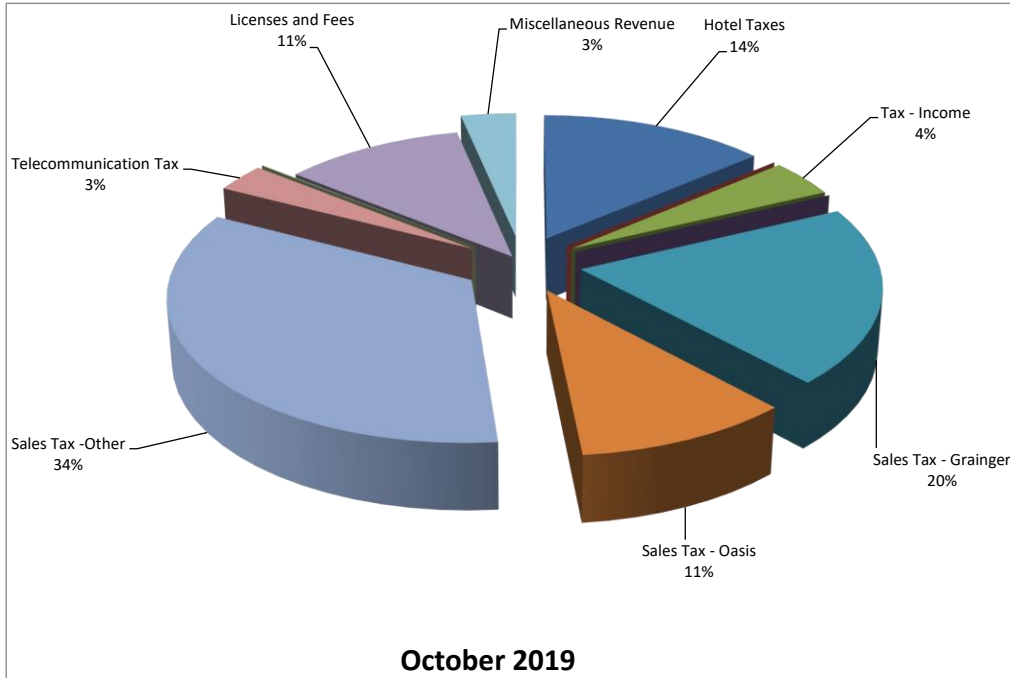
	Prior Period 2018	Current Period Actual	Current Period Budget	Current Period Budget Variance	Prior Period YTD 2018	Current Year Actual	YTD Budget - Original	% Budget Used	Total Budget - Original
Operating Revenue									
Program Revenue									
Taxes									
Hotel Taxes	57,160	53,501	57,160	(3,660)	342,225	329,662	342,541	54%	610,000
Illinois Income Tax	5,218	5,807	5,218	589	27,668	32,284	26,561	62%	52,000
Illinois Use Tax	1,279	1,492	1,250	242	7,325	8,615	7,500	57%	15,000
Personal Property Replacement	28	53	28	26	91	131	56	13%	1,000
Property Tax Levy	1,224	-	1,224	(1,224)	133,223	132,618	133,511	98%	135,000
Real Estate Transfer Tax	-	7,750	2,500	5,250	802,325	22,112	15,000	74%	30,000
Road & Bridge Tax Share	339	1,132	339	793	29,787	34,979	29,740	117%	30,000
Sales Tax - Oasis	42,930	40,331	42,930	(2,599)	209,385	194,542	208,871	46%	420,000
Sales Tax - Grainger	-	77,702	75,000	2,702	0	450,331	450,000	50%	900,000
Sales Tax -Other	127,816	132,033	127,816	4,217	740,795	756,854	774,907	45%	1,675,000
Telecommunication Tax	8,443	12,257	8,443	3,813	59,338	57,706	67,814	48%	120,000
TOTAL TAX	244,438	332,058	321,908	10,150	2,352,163	2,019,835	2,056,502	51%	3,988,000
Licenses & Fees									
Building Permit Services	3,228	42,148	12,500	29,648	24,725	84,967	75,000	57%	150,000
Cable Franchise Fees	-	-	-	-	2,116	2,226	4,500	25%	9,000
Liquor License Fees	-	-	-	-	6,050	6,000	6,000	100%	6,000
Zoning & Miscellaneous Permit	-	-	833	(833)	2,750	0	5,000	0%	10,000
Total Licenses & Fees	3,228	42,148	13,333	28,814	35,641	93,193	90,500	53%	175,000
Fines & Forfeitures									
Circuit Court Fees	231	269	667	(398)	6,393	1,794	4,000	22%	8,000
Total Program Revenue	247,896	374,475	335,909	38,566	2,394,197	2,114,822	2,151,002	51%	4,171,000
Investment Income									
Investment Income	12,537	12,951	12,500	451	61,010	84,324	75,000	56%	150,500
Total Investment Income	12,537	12,951	12,500	451	61,010	84,324	75,000	56%	150,500
Other Income									
Miscellaneous Revenue	150	-	417	(417)	4,468	950	2,500	0%	3,805,000
Total Other Income	150	-	417	(417)	4,468	950	2,500	0%	3,805,000
TOTAL MISCELLANEOUS REVENUE	12,687	12,951	12,917	34	65,478	85,274	77,500	2%	3,955,500
Total Operating Revenue	260,583	387,426	348,826	38,601	2,459,675	2,200,097	2,228,502	27%	8,126,500
Total Revenue	260,583	387,426	348,826	38,601	2,459,675	2,200,097	2,228,502	27%	8,126,500

1000 - General Fund

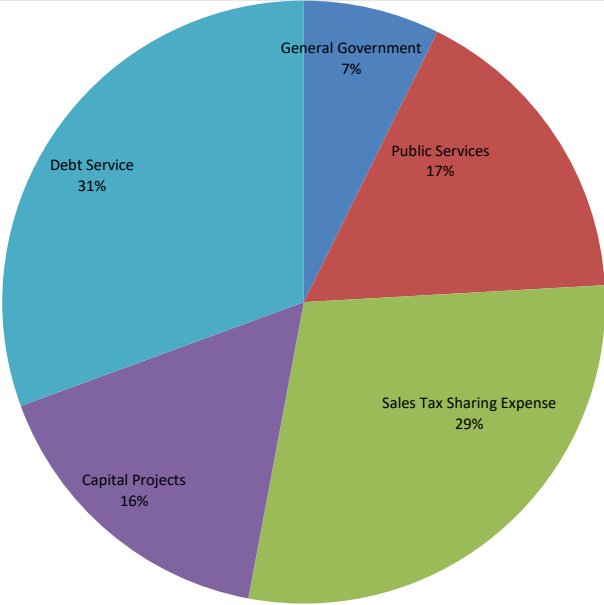
	Current Period				YTD		% Budget Used	Total Budget - Original	
	Prior Period 2018	Current Period Actual	Current Period Budget	Budget Variance	Prior Period YTD 2018	Current Year Actual			Budget - Original
Expenditures									
Program Expenses									
General Government									
Auditing	750	-	-	-	26,450	27,050	27,000	100%	27,000
Bank Fees	(311)	(99)	-	(99)	870	774	774	77%	1,000
Consultants	1,440	1,266	700	566	5,444	8,031	6,000	67%	12,000
Dues & Subscriptions	150	415	-	415	415	415	289	38%	1,100
Financial & Accounting Services	3,667	3,777	3,777	-	22,000	22,660	22,660	50%	45,000
Insurance & Bonds	937	981	981	-	5,724	5,886	5,886	49%	12,000
Legal Expense	12,516	11,094	12,000	(906)	96,922	58,648	72,000	41%	144,000
Maps & Surveys	-	-	-	-	-	0	0	0%	1,000
Miscellaneous	137	264	625	(361)	1,685	1,677	3,750	22%	7,500
Office Supplies	-	575	333	242	1,526	1,720	2,000	43%	4,000
Planning Consultants	560	5,579	4,167	1,412	13,205	25,866	25,000	52%	50,000
Postage & Copying	-	-	83	(83)	-	0	500	0%	1,000
Printing & Publishing	-	-	333	(333)	832	1,095	2,000	27%	4,000
Recording Fees	50	-	42	(42)	280	75	250	15%	500
Telephone	208	212	167	46	1,290	1,269	1,000	63%	2,000
Village Administrator	10,167	5,417	5,417	0	36,000	32,500	32,500	50%	65,000
Village Clerk	3,092	3,212	3,417	(205)	19,962	20,372	20,500	50%	41,000
Village Office & Meeting Space	1,394	1,796	1,867	(71)	10,260	8,996	11,200	40%	22,500
TOTAL GENERAL GOVERNMENT	34,758	34,488	33,908	580	242,865	217,035	233,309	49%	440,600
Public Service									
Building Services	15,500	10,000	9,500	500	93,000	60,000	57,000	53%	114,000
Building Permit Services	425	1,933	1,313	621	7,980	13,206	2,875	132%	10,000
Building Permit Services -Reimbursable	-	-	-	-	-	0	0	0%	0
Disposal Services	4,819	4,887	4,875	12	28,844	29,322	29,250	50%	58,500
Engineering Services	10,288	16,063	8,333	7,729	61,045	62,798	50,000	63%	100,000
Engineering Service-Reimbursable	971	-	-	-	2,264	0	0	0%	0
Mosquito Control	-	-	-	-	21,936	26,304	25,000	105%	25,000
Police & Security	13,636	14,014	14,667	(653)	83,435	86,051	88,000	49%	176,000
Road & Bridge Maintenance	10,152	13,273	10,083	3,189	41,190	83,108	60,500	69%	121,000
Snow & Ice Control	-	-	-	-	-	0	0	0%	30,000
Salt	-	-	-	-	406	0	0	0%	0
Special Events	-	-	-	-	7,499	5,351	6,000	89%	6,000
Village Property & Maintenance	2,740	19,189	15,625	3,564	36,939	73,467	93,750	39%	187,500
Water Engineering & Maintenance	138	-	208	(208)	1,035	0	1,250	0%	2,500
TOTAL PUBLIC SERVICE	58,668	79,358	64,604	14,754	385,573	439,607	413,625	53%	830,500
Revenue Sharing									
Hotel Tax Sharing	17,148	16,050	15,250	800	102,667	98,899	91,500	54%	183,000
Property Tax Sharing	41,667	100,000	100,000	-	250,000	600,000	600,000	100%	600,000
Sales Tax Sharing	21,465	20,166	16,667	3,499	104,693	101,372	100,000	51%	200,000
TOTAL TAX SHARE	80,280	136,216	131,917	4,299	457,360	800,271	791,500	81%	983,000
Total Program Expenses	173,705	250,062	230,428	19,634	1,085,798	1,456,912	1,438,434	65%	2,254,100
Miscellaneous									
Capital Projects									
Real Estate Purchase	-	77,702	77,702	(0)	105,100	145,393	145,393	3%	5,700,000
Capital Asset	-	-	-	-	114,350	25,000	25,000	37%	68,000
Total Capital Projects	-	77,702	77,702	(0)	219,450	170,393	170,393	3%	5,768,000
Capital Debt									
Debt Service	140,943	144,503	144,503	0	161,886	164,006	164,006	19%	878,000
Total Miscellaneous	140,943	222,205	222,205	0	381,336	334,399	334,399	5%	6,646,000
Total Expenditures	314,649	472,267	452,633	19,634	1,467,134	1,791,312	1,772,833	20%	8,900,100
Net Revenue Over Expenditures	(54,066)	(84,841)	(103,809)		992,541	408,785	455,668		(773,600)

General Fund Expenditures

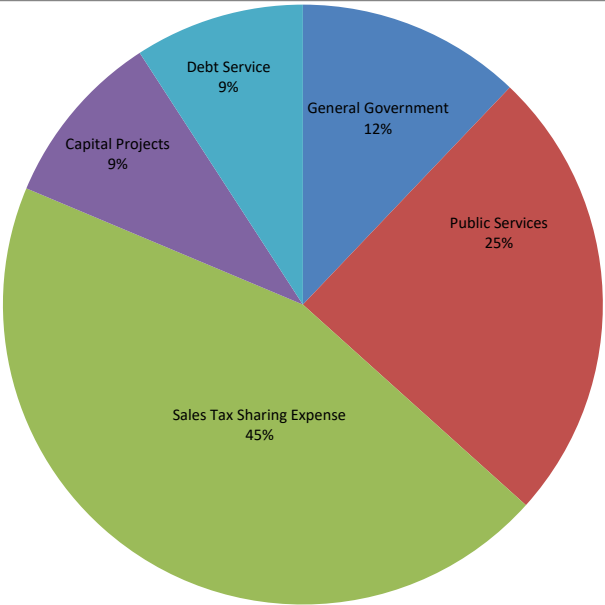
Revenue - General Fund



Expense Graph - General Fund

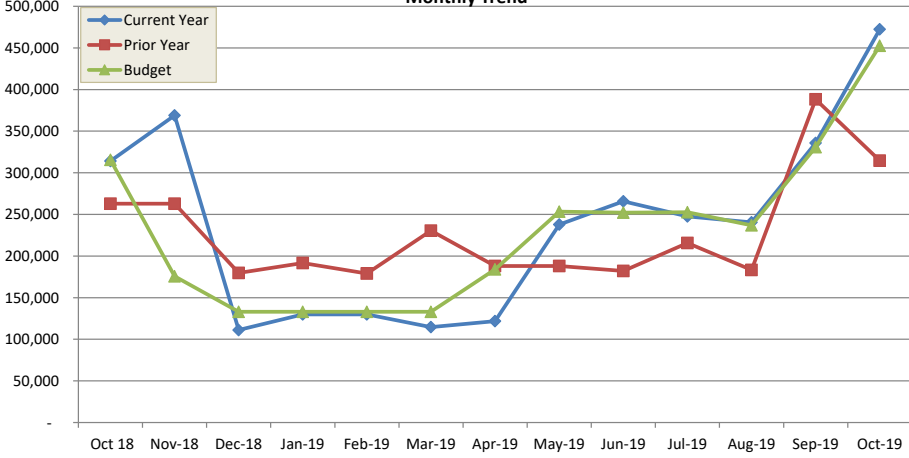


October 2019

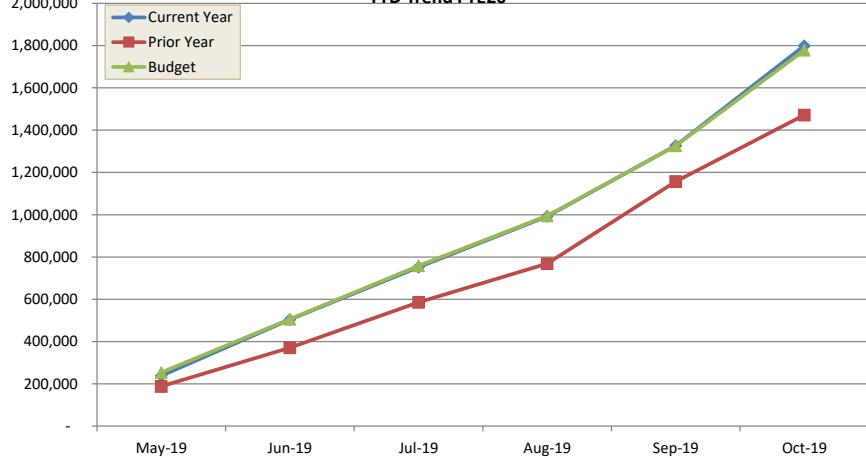


FYE20

Monthly Trend



YTD Trend FYE20



All Other Funds												
	SSA# 3	SSA# 4	SSA# 5	SSA# 7	SSA# 9	SSA# 10	SSA# 11	SSA# 13	SSA#14	SSA# 15	Motor Fuel Tax	SSA#2 Debt Service
ASSETS												
Current Assets												
Checking/Savings												
Held by Trustee												
Illinois Funds - U.S. Bank												
Northern Trust												
	(381,258)	71,384	46,607	81,406	80,363	(1,834)	9,067	4,110	14,676	(587,187)	87,304	158,314
Total Checking/Savings	(381,258)	71,384	46,607	81,406	80,363	(1,834)	9,067	4,110	14,676	(587,187)	87,304	158,314
Total Current Assets	(381,258)	71,384	46,607	81,406	80,363	(1,834)	9,067	4,110	14,676	(587,187)	87,304	158,314
TOTAL ASSETS	(381,258)	71,384	46,607	81,406	80,363	(1,834)	9,067	4,110	14,676	(587,187)	87,304	158,314
LIABILITIES & EQUITY												
Liabilities												
Long Term Liabilities - Debt												
Total Liabilities	-	-	-	-	-	-	-	-	-	-	-	-
Fund Balances												
Reserved for Debt Service												
Reserved/Designated												
	(381,258)	71,384	46,607	81,406	80,363	(1,834)	9,067	4,110	14,676	(587,187)	87,304	158,314
Unreserved and Undesignated	(381,258)	71,384	46,607	81,406	80,363	(1,834)	9,067	4,110	14,676	(587,187)	87,304	158,314
Total Fund Balance	(381,258)	71,384	46,607	81,406	80,363	(1,834)	9,067	4,110	14,676	(587,187)	87,304	158,314
TOTAL LIABILITIES & EQUITY	(381,258)	71,384	46,607	81,406	80,363	(1,834)	9,067	4,110	14,676	587,187	87,304	158,314

1-Nov-19	SSA# 3	SSA# 4	SSA# 5	SSA# 7	SSA# 9	SSA# 10	SSA# 11	SSA# 13	SSA#14	SSA#15	Motor Fuel Tax	SSA#2 Debt Service
Beginning Balance	(380,973)	71,502	46,596	81,406	80,030	(1,834)	9,067	3,987	14,610	(587,187)	87,158	158,313
Revenue												
Property Tax		111	11		1,115			123	66			
MFT Allotments												
Bond Proceeds												
Interest Income											146	1
Total Revenue	-	111	11	-	1,115	-	-	123	66	-	146	1
Expenditures												
Building Permit Services												
Engineering Services	86											
Miscellaneous												
Professional Fees												
Legal												
Tree Maintenance												
Road & Bridge Maintenance												
Police & Security	199											
Snow & Ice Control												
Contractual Maintenance		229										
Traffic Control					782							
Capital Expenditures												
Bank Fees												
Transfers in/(out)												
Bond Issue Principal												
Bond Issue Interest												
Total Expenditures	285	229	-	-	782	-	-	-	-	-	-	-
Reserve	(381,258)	71,384	46,607	81,406	80,363	(1,834)	9,067	4,110	14,676	(587,187)	87,304	158,314

Notes

- SSA #2 - Debt Service for the Woodland Falls Improvements
- SSA #2 - Capital Project - the remaining proceeds from the Woodland Falls bond issue
- SSA #3 - ongoing maintenance of the Woodland Falls Improvements
- SSA #4 - ongoing maintenance of the Oasis Business Park Sewer Improvements
- SSA #5 - ongoing maintenance of the Oasis Business Park Road Improvements
- SSA #7 - ongoing maintenance of the Riverside Preserve Improvements
- SSA #9 - ongoing maintenance of the Deerpath Farms Improvements
- SSA #10 - Nektosha Way
- SSA #11 - Nektosha Way Maintenance
- SSA #13 - Hamilton Estate Tree Planting
- SSA #14 - Hamilton Estate Tree Maint
- SSA #15 - Water Main Extension

	<u>actual</u> May 19	<u>actual</u> June 19	<u>actual</u> July 19	<u>actual</u> August 19	<u>actual</u> September 19	<u>actual</u> October 19
Income						
Hotel Tax	46,008	51,295	58,832	58,103	61,925	53,501
Illinois Income Tax	10,984	3,430	5,130	3,677	3,255	5,807
Illinois Use Tax	1,321	1,502	1,421	1,428	1,451	1,492
Personal Property Replacement Tax	49	0	29	0	0	53
Property Tax	1,308	65,544	2,808	2,418	60,539	0
Real Estate Transfer Tax	0	4,500	2,362	0	7,500	7,750
Road & Bridge Tax Share	393	16,610	867	626	15,351	1,132
Sales Tax-Grainger	78,770	70,427	77,090	78,651	67,691	77,702
Sales Tax- Oasis	23,250	23,972	31,246	37,448	38,296	40,331
Sales Tax- Other	104,608	127,243	119,398	138,503	135,070	132,033
Telecommunications Tax	8,561	12,080	7,879	8,830	8,100	12,257
Building Permits & Inspections	11,365	376	12,778	13,765	4,300	42,148
Cable Franchise Fees	0	0	0	2,226	0	0
Liquor License Fees	0	6,000	0	0	0	0
Zoning & Miscellaneous Permit Fees	0	0	0	0	0	0
Circuit Court Fines & Fees	507	179	661	177	0	269
Investment Income	14,606	13,896	15,186	14,287	13,398	12,951
Miscellaneous Revenue	0	0	0	950	0	0
Total Income	301,730	397,054	335,686	361,089	416,874	387,426
Expense						
Auditing	0	3,500	16,000	4,050	3,500	0
Bank Fees	0	475	0	389	9	-99
Consultants	513	741	637	3,502	1,372	1,266
Dues & Subscriptions	0	0	0	0	0	415
Financial & Accounting Services	3,777	3,777	3,777	3,777	3,777	3,777
Insurance and Bonds	981	981	981	981	981	981
Legal Expenses	11,074	10,451	7,478	9,639	8,913	11,094
Maps & Surveys	0	0	0	0	0	0
Miscellaneous Expenditures	278	687	177	132	140	264
Office Supplies	108	563	515	-245	205	575
Planning Consultants	7,580	6,480	540	5,688	0	5,579
Postage & Copying	0	0	0	0	0	0
Printing & Publishing	219	267	0	495	115	0
Recording Fees	0	25	0	50	0	0
Telephone	63	212	212	212	212	212
Village Administrator	5,417	5,417	5,417	5,417	5,417	5,417
Village Clerk	2,421	3,296	4,862	3,120	3,462	3,212
Village Office & Meeting Space	1,376	1,376	1,376	1,676	1,396	1,796
Building Services	10,000	10,000	10,000	10,000	10,000	10,000
Building Permit Services	360	1,957	1,409	4,610	2,937	1,933
Building Permit Services Reimb	0	0	0	0	0	0
Disposal Services	4,887	4,887	4,887	4,887	4,887	4,887
Engineering Services	9,185	11,149	9,727	7,392	9,284	16,063
Engineering Services Reimb	0	0	0	0	0	0
Mosquito Control	2,368	6,208	10,048	3,840	3,840	0
Police & Security	15,884	13,540	14,281	13,943	14,297	14,014
Road & Bridge Maintenance	3,457	18,247	12,131	14,200	13,000	13,273
Snow & Ice Control	0	0	0	0	0	0
Special Events	0	1,439	0	344	0	0
Village Property & Maintenance	0	16,239	2,130	7,424	1,439	19,189
Water Engineering/Maintenance	7,146	0	7,683	0	16,135	0
Hotel Tax Sharing	13,802	15,388	17,649	17,431	18,578	16,050
Property Tax Sharing	100,000	100,000	100,000	100,000	100,000	100,000
Sales Tax Sharing -Lake Forest	11,625	11,986	15,623	18,724	19,148	20,166
Sales Tax Reserved - Grainger					67,691	77,702
Capital Projects	0	12,706	0	0	25,000	0
Debt Service	19,503	0	0	0	0	144,503
Total Expense	232,024	261,994	247,540	240,453	335,824	472,267
Net from Operations	69,707	135,060	88,147	120,636	81,050	-84,841

Pre Approved
October 2019

Name	Account	Description	
Lake Forest Trust and Bank			
AT&T	Lift Station	SSA#4	113.86
Comcast Business	Telephone	Land Line - Internet	147.14
Northern Trust Credit Card			
	Miscellaneous	Flowers for Late Art Juhrend	111.23
	Village Office & Meeting Space	Life Storage Rentals	796.00
	Consultant & Outside Services	Email Service	160.00
Total Northern Trust Credit Card			<u>1,067.23</u>
Total Pre Approved Lake Forest Bank & Trust			<u>1,328.23</u>
Grand Total Pre Approved			<u><u>1,328.23</u></u>

Unpaid Bills Detail
as of November 14, 2019

Name	Account	Description	
Amalgamated Bank of Chicago	Debt Service	GO 2011 Bond Principal	125,000.00
	Debt Service	GO 2011 Bond Interest	19,503.13
Total Amalgamated Bank of Chicago			144,503.13
B&F Construction Code Services, Inc	Building Permit Services	Inv 11959- projects 18603,18581,18590,18604	750.00
Bob Irvin Consulting, LLC	Village Administrator	Administrator Services	5,416.66
	Miscellaneous	Telephone & Internet	65.11
	Miscellaneous	Mileage	78.88
Total Bob Irvin Consulting, LLC			5,560.65
Camiros, LTD City of Lake Forest	Planning Consultants	Zoning Ordinance Review	5,578.75
	Tax Rebates	Sales Tax Share - Oasis 50% qtrly	73,660.21
Com Ed	SSA#3	SSA#3 Traffic Control #9018	8.52
	SSA#3	SSA#3 Street Light #6026	190.49
	SSA#4	SSA#4 Sewer Maint #1048	114.71
	Police & Security	GF-Street Lighting #3008	14.43
	Police & Security	GF-Street Lighting #2015	91.67
Total ComEd			419.82
Cynthia A. Pavesich & Associates	Consultants and Outside Services	Reporter Appearance	715.00
Dunlap Tree Service	Road & Bridge Maintenance	October Grass Cutting	4,200.00
DeMarr Sealcoating, Inc	Road & Bridge Maintenance	Various Streets striping work	4,960.75
Forest Builders, Inc	Road & Bridge Maintenance	Extra Work - September	4,111.97
Gallo Sandy	Miscellaneous	Mileage - October	50.75
GOVTEMPUSA, LLC	Village Clerk	Clerk Services	3,219.30
Hilton Garden Inn	Village Meeting & Storage	Room Rental October	1,000.00
Howe Security	Police & Security	Mettawa Patrol	7,487.77
IDOT	SSA9	SSA# 9 Traffic Signals	781.50
International Code Council, Inc	Dues & Subscriptions	Annual access	135.00
Illinois Municipal League	Dues & Subscriptions	Annual Dues	150.00
Illinois Counties Risk Management Trust	Insurance & Bonds	Insurance & Bonds - Pre paid renewal	11,928.00
James Anderson Company	Engineering Services	16550 General Engineering	12,925.90
	Engineering Services	18112 Code Violations	2,229.50
	Engineering Services	16546 SSA#3	85.80
	Engineering Services	17084 Public Utilities	351.00
	Engineering Services	17581 The Crest	556.40
	Building Services	16656 Building Permit Services	10,000.00
	Building Services - Permits	18637 Hirata coach house	59.80
	Building Services - Permits	18549 MCI fiber optic cable Riverwoods & Bradley Rd	29.90
	Building Services - Permits	18631 Abbvie landscaping	598.00
	Building Services - Permits	18611 Chicken Permits	495.30
Total James Anderson Company			27,331.60

Unpaid Bills Detail
as of November 14, 2019

Name	Account	Description	
Klein, Thorpe and Jenkins, Ltd.	Legal Expenses	General Legal Work - Zoning October	3,246.50
	Legal Expenses	Retainer October	6,500.00
	Legal Expenses	St Basil Church Zoning	1,175.70
	Legal Expenses	Hirata 27555 N Penny Lane SU	172.00
Total Klein, Thorpe and Jenkins, Ltd.			<u>11,094.20</u>
Lakes Disposal Services	Disposal Service	Disposal Service	4,886.95
Metropolitan Mayors Caucus	Dues & Subscriptions	2019 Membership - Caucus Dues	130.00
O'Mary Dorothy	Financial & Accounting Services	Financial & Accounting	3,776.67
	Miscellaneous	Mileage	22.85
Total O'Mary Dorothy			<u>3,799.52</u>
Poul's Nursery	Village Property & Maintenance	Oasis Park Tree Planting - Final Balance	14,800.00
Sheriff's Office	Police & Security	Contract Police Service October	6,419.68
Sieпка Joe	Consultants & Outside Services	Website Support	211.25
SSG Services	Consultants & Outside Services	Computer Maintenance October	180.00
Staples	Office Supplies	Office Supplies October (98.50 credit)	574.91
TruGreen Commercial	Village Property & Maintenance	Lawn Service	489.25
V3 Construction Group, LTD	Village Property & Maintenance	Mettawa Park Maintenance Program	<u>3,900.00</u>
Total Accounts Payable			<u>343,029.96</u>
Pre Approved Accounts Payable			<u>1,328.23</u>
Property Tax Rebate			<u>600,000.00</u>
Total Approval August			<u><u>944,358.19</u></u>

Year to Date Payments		
Name	FY 2020	Amount
Amalgamated Bank of Chicago		19,978.13
American Legal Publishing		3,174.90
AT&T		727.56
B&F Construction Code Services,Inc		10,204.74
Blackboard Connect, Inc		1,627.54
Bob Irvin Consulting,LLC		33,898.59
Camiros, LTD		21,367.50
City of Lake Forest		53,632.28
Clarke Environmental Mosquito Control		26,304.00
ComEd		2,477.40
Comcast Business		1,025.09
Costco Wholesale Corporation		900.00
Curb Cutters, Inc		1,480.00
Daily Herald		417.45
Deerpath Farm Homeowner's Association		6,900.00
Deluxe Printing		299.00
Dunlap Tree Service		27,275.00
Forest Builders		89,610.96
Gallo Sandy		395.38
Gardner Phillips		2,700.00
Gewalt Hamilton Associates, Inc		69.00
GOVTEMPUSA, LLC		20,837.27
Heartstone Design Group, Inc		4,500.00
Hilton Garden Inn		4,300.00
Howe Security		44,812.35
IDOT		1,268.25
ILM		7,740.00
James Anderson Company		131,769.40
Klein, Thorpe and Jenkins,Ltd.		62,194.54
Lake County Clerk		75.00
Lake County Tax Collector		292.80
Lakes Disposal Services		29,321.70
Lake Forest Bank		99.40
Lucas Landscape and Design		700.00
MaRous & Company		3,000.00
Northern Trust Credit Card		10,845.64
O'Mary Dorothy		22,797.12
PePe's Party Rental		1,130.00
Perfect Cut Tree Services		17,750.00
Premier Paving, Inc		1,800.00
Peter Baker		2,767.00
Poul's Nursery		14,200.00
RA Mancini, Inc		12,705.50
Robert Irvin		500.00
Sheriff's Office		27,095.66
Sikich, LLP		27,050.00
Sieпка Joe		1,101.25
SSG Services		1,210.00
Staples Credit Plan		1,120.31
Teska Associates,Inc.		100.00
TrueGreen Commercial		1,957.00
V3 Construction Group LTD		13,300.00
White Lodging Service Corp.		184,323.82

Total

957,128.53

**Property Tax Rebate
2019**

ADI	Kennan & Renda	2,418.49	LAPINS/SHELDON	Ron/Pam	5,306.93	VANSELOW	Rick	2,261.87
ADI	Morry & Renda	2,556.08	LAVELLE	John & Andrea	5,011.41	VIGLIONE	Josephine	4,330.88
AHMAD	Manzoor & Rozina	2,514.44	LEAHY	Catherine	5,574.34	WEILAND	Amy Sue	3,317.13
ANDERSON	Mary Jane	5,541.44	LEONARD	Elizabeth	4,342.00	WICKUM	Craig	3,014.43
ARMSTRONG	Carol	1,384.04	LICCIONI	Roland	2,956.53	WILLIAMSON/WRIGHT	Thomas/Andrea	2,465.15
ARNOLD	Charles & Kate	4,215.66	LIN/ZHANG	Tao/Huiqun	3,196.89	WITTEN	Matt & Kourtney	2,193.91
ATTAR	Adnan & Sana	6,511.03	LIPHARDT	Peter & Laura	1,358.32	WOODRUFF	Sangston & Carey	3,841.77
BAEZ	Stephen & Wha-Soon	1,722.99	LYONS	Adam & Gail	1,604.67	YOUNG	David	3,055.47
BAIG	Mirza & Sabahath	2,542.80	LYS	Thomas & Franziska	9,222.29	ZAMOLO	Fabrice & Marguerite	5,545.98
BECK	Herbert & Juliann	3,356.38	MACLEAN	Bary	11,792.12	ZHOU/JIANG	Liangfu/Yuan	2,525.81
BERBAS GINAKAKIS	Juliane	3,532.37	MAIER	John	2,923.38			
BOHM	Denis & Roberta	2,535.38	MAISEL/COHEN TRIPOLI	Richard/Terre	1,479.04			
BOLLHOFFER	Roy	1,456.43	MANCUSO	Richard & Shelley	5,928.60			
BOULIERIS	Angelo & Catherine	1,873.51	MARCINIAK	Margaret	3,956.75			
BRADLEY	John & Cathy	2,893.35	MATSUNAGA	Douglas & Barbara	10,801.83			
BRADY	Michael & Lisa	6,670.40	MCCARTHY	Sean & Cathy	6,766.47			
BRESLOW	Clifford	2,611.83	MCCOLE	William & Jeanine	2,191.88			
BUELL	Brad	2,215.33	MEHTA	Parimal & Mansi	2,264.26			
BUSH	David & Heather	4,562.87	MELUSO	Mark & Victoria	2,867.63			
BUSSCHER	Robert	6,325.70	MENDINO	Joseph	4,371.44			
BYRNE	Janice & Dominic	2,843.70	MILLAR	Tom & Martha	4,106.66			
CAHILL	John & Sarabess	4,158.35	MONS	Allen	4,906.72			
CHAINSКИ	Margaret	4,003.17	MURPHY	Christopher & Catherine	5,103.78			
CHUDY	Matthew & Michelle	5,585.59	NELSON	Catherine	2,957.48			
CLARK	Jeffery & Gwen	2,985.96	NEWBERG	Donald	3,999.46			
CLATCH	Laura	3,478.17	NICHOLAS	Monica	4,451.36			
COHN	Andrew	3,176.91	NITISS/CARRUTHERS	Joseph/Karen	1,464.80			
COLE	Bob & Elaine	4,786.72	OBERMAN	Michael & Margo	11,077.49			
COLLINS	Christine	5,500.40	OLESEN	Martin & Shelly	2,939.06			
COOK	Richard & Martina	1,807.58	ORLANDO	Pompei & Lucia	4,462.49			
CORK	Patricia	5,742.20	PAPANOS/ZIAMPARAS	Nicholas/Ilioula	2,649.40			
DANFORTH	Chad & Janet	2,615.90	PARK	Chung	4,712.30			
DETERS	Gary & Susan	2,614.34	PELECH	Michael & Debra	2,933.19			
DODD	Michael & Carrie	2,403.53	PETRE	Cornel & Magdalena	2,845.74			
DONATO	Anthony & Patricia	3,510.84	PHILLIPS	Frederick	3,609.42			
DONATO	Ronald & Carmella	1,974.97	PICKELL	Orren & Tina	6,565.47			
DREIFUSS	David & Juli	3,146.88	PINK	Ronald	5,878.00			
FALBE	Lawrence	2,427.70	PISCITELLO	Christopher	5,095.76			
FANTUS	Richard & Pamela	5,595.87	POVZNER	Leonid	2,692.71			
FARMER	Tim & Amy	2,412.50	PRICE	Robert	4,081.18			
FIOCCHI	John	4,814.48	QUETSCHKE/STRECKERT	Paul/Mary Ellen	3,465.97			
FIGORE	Rocco & Paula	4,268.54	RAY	Jess & Marcia	3,954.60			
FORREST	Jason & Amy	2,495.42	RITSOS	Peter	2,872.66			
GERHARDT	Armin	6,502.06	ROBERTSON	Jacqueline	2,839.87			
GOBEYN	Barrett & Gina	2,078.94	ROJAS	Arturo & Maria	7,581.25			
GOORIS	Daniel & Leslie	1,628.24	ROTH	Diane	2,611.83			
GRAY	Keith	3,337.35	RUPPE/KOZIMOR	Michael/Renee	3,664.46			
GREENHILL	Charles	7,706.52	SAMARAS	Ashley & Peter	3,109.79			
HALKOVICH	Robert & Janice	2,058.36	SCHLITZCHT	Lutz & Claudia	3,457.36			
HAN	Dong & Chung	3,691.86	SCHMIDT	Stevie	7,983.73			
HANSEN	William	3,406.15	SHAFFER/PETERS	Dean/Linda	9,601.32			
HEINZ	Thomas & Ann	2,482.97	SMOLIC	Svebor & Stephanie	4,359.35			
HEYTOW	Mitzi	6,794.35	SPIGLANIN/VIGLIONE	Robert/Ninette	3,954.72			
HOLLAR	Robert	3,310.91	STANLEY	James & Dianne	4,818.55			
HOWATT	James & Kimberly	6,746.49	STARR	Jerome & Sherry	3,267.96			
IMMERMAN	Amy	1,349.94	STARR	Lucas	1,998.06			
JACOB	Mark & Ann Shorrocks	5,306.93	STEPHENSON	Juliet	3,081.55			
JOSEPH	Carolanne	7,950.35	STOKOVICH	Debra	8,220.15			
JUHREND	Bernice	4,125.09	SWIFT	Mary & John	4,746.64			
KALLISON	Corey & Danielle	2,635.28	TAN	Jack	2,736.02			
KAPLAN	Howard & Ricki	7,506.59	TAVAKOLI	Hassan & Margarita	3,021.85			
KLASSMAN	Cynthia & Brian	4,462.13	TINDALL	Adrienne	6,499.07			
KOFFEL	John	8,961.94	TOLSTIK/EIG	Oleg/Dina	2,212.94			
KRUGLICK	Dorothy	6,216.59	TOWNE	Tim	2,046.27			
KRUSINSKI	Catherine	3,800.85	TRELKA	Geraldine	1,513.86			
KURTIS	William	7,200.18	TRENDLER	David	2,480.82			
LAFITA	Joseph & Vaishali	6,357.53	TRULSON	Kathleen	3,710.04			
LANE	Brandon	4,099.25	TURCHINSKY	Dean & Frances	2,896.70			
LANE	Roger & Chris	3,392.27	URLACHER	Casey	1,391.58			
								\$ 600,000.00