



# Treasurer's Summary Report for the Month of April, 2020

## Monthly Variance

### Revenue April

Revenue is under budget by \$ 16,589 for April  
Year to date revenue is \$75,767 under budget

### Primary Revenue Drivers

> Hotel Tax \$ 20,003 Under Budget  
Year to date Hotel Tax is 6% under budget \$35,427

Lack of business is due to the Hotel being shut down  
per state mandate

Two properties sold in April  
26147N Farwell Rd  
25680 N St Marys Rd

### Expenses April

Expenditures under budget by \$37,631

### Primary Expense Drivers

>Planning Consultants \$ 4,147 Under Budget  
68% of total budget used for the year

> Village Property & Maint \$13,176 Under Budget  
44% of total budget used for Open Space Maintenance and  
New projects

Hotel Tax Sharing \$9,119 Under Budget  
Sales Tax Sharing \$5,067 Under Budget  
Tax sharing is in line with reduced revenue

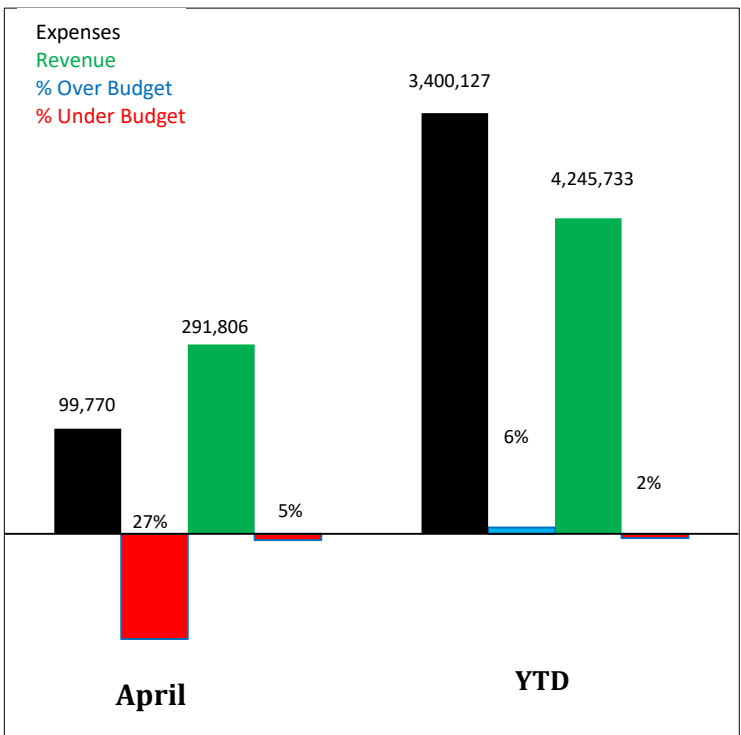
Net revenue over expense for April \$ 192,036  
Net revenue over expense Year to Date \$845,606

## Actual vs. Budget

Net revenue to budget April	\$ 16,589	5% Under
Net revenue to budget YTD	\$ 75,767	2% Under
Net expenses to budget April	\$ 37,631	27% Under
Net expenses to budget YTD	\$ 200,027	6% Over

## Discussion Points and Up Coming Events

Grainger revenue is reserved in the equity section of  
Balance Sheet per agreement for Capital Property  
Purchase.



**Village of Mettawa FY2018-2019  
Treasurer's Report for the Period May 1, 2019 through April 30, 2020**

---

Submitted By: *Carol Armstrong*

1-May-20

---

## Table of Contents

---

Summary .....	
Title Sheet .....	
Table of Contents.....	
Funds on Deposit.....	1
Balance Sheet.....	2
Fixed Assets.....	3
General Fund	
General Fund Revenue.....	4
General Fund Expenditures.....	5
Revenue Graph.....	6
Expense Graph.....	7
Other Funds	
Balance Sheet.....	8
Statement of Revenues and Expenditures.....	9
General Fund Cash Flow.....	10
Pre-Approved Paid Bills.....	11
Bills Submitted for Village Board Approval.....	12
Bills Submitted for Village Board Approval pg 2 .....	13
YTD payment history of vendors.....	14
Property Tax Rebate.....	15

Funds on Deposit

	May-19	19-Jun	Jul-19	19-Aug	Sep-19	19-Oct	Nov-19	19-Dec	Jan-20	Feb-20	Mar-20	Apr-20
General Commingled Accounts												
Northern Trust 6101												
Opening balance	\$ 713,889.11	\$ 717,273.59	\$ 775,862.44	\$ 778,048.48	\$ 779,644.70	\$ 833,819.96	\$ 834,920.81	\$ 834,611.88	\$ 835,823.93	\$ 835,521.67	\$ 835,264.74	\$ 834,891.90
Cleared deposits	\$ 3,679.99	\$ 58,902.71	\$ 2,506.21	\$ 1,918.41	\$ 54,466.29	\$ 1,426.17	\$ -	\$ 1,531.82		\$ 88.86	\$ -	\$ -
Interest	\$ 9.12	\$ 9.14	\$ 9.90	\$ 9.92	\$ 9.93	\$ 10.63	\$ 10.29	\$ 10.65	\$ 10.64	\$ 9.96	\$ 9.27	\$ 6.86
Cleared disbursements	\$ (304.63)	\$ (323.00)	\$ (330.07)	\$ (332.11)	\$ (300.96)	\$ (335.95)	\$ (319.22)	\$ (330.42)	\$ (312.90)	\$ (355.75)	\$ (382.11)	\$ (332.36)
Closing balance	\$ 717,273.59	\$ 775,862.44	\$ 778,048.48	\$ 779,644.70	\$ 833,819.96	\$ 834,920.81	\$ 834,611.88	\$ 835,823.93	\$ 835,521.67	\$ 835,264.74	\$ 834,891.90	\$ 834,566.40
Illinois Funds 5219												
Opening balance	\$ 4,852,724.57	\$ 5,090,698.95	\$ 5,339,860.11	\$ 5,593,284.97	\$ 5,872,656.27	\$ 6,137,077.24	\$ 6,417,083.00	\$ 6,780,003.45	\$ 5,029,036.21	\$ 5,214,280.88	\$ 5,486,845.14	\$ 5,768,782.76
Deposit	\$ 227,543.25	\$ 238,654.30	\$ 242,192.69	\$ 268,536.71	\$ 253,861.79	\$ 269,675.11	\$ 353,219.61	\$ 240,996.30	\$ 277,795.44	\$ 265,423.33	\$ 275,989.21	\$ 244,952.79
Withdrawal/Transfer								\$ (2,000,000.00)	\$ (100,000.00)			
Interest	\$ 10,431.13	\$ 10,506.86	\$ 11,232.17	\$ 10,834.59	\$ 10,559.18	\$ 10,330.65	\$ 9,700.84	\$ 8,036.46	\$ 7,449.23	\$ 7,140.93	\$ 5,948.41	\$ 4,901.24
Closing balance	\$ 5,090,698.95	\$ 5,339,860.11	\$ 5,593,284.97	\$ 5,872,656.27	\$ 6,137,077.24	\$ 6,417,083.00	\$ 6,780,003.45	\$ 5,029,036.21	\$ 5,214,280.88	\$ 5,486,845.14	\$ 5,768,782.76	\$ 6,018,636.79
Motor Fuel Tax 5227												
Opening balance	\$ 80,568.04	\$ 81,947.78	\$ 83,222.35	\$ 84,405.14	\$ 85,828.54	\$ 87,799.32	\$ 89,920.75	\$ 91,866.22	\$ 94,044.49	\$ 96,582.77	\$ 98,413.30	\$ 100,200.39
Deposit	\$ 1,210.76	\$ 1,109.59	\$ 1,011.54	\$ 1,264.36	\$ 1,819.00	\$ 1,975.80	\$ 1,812.91	\$ 2,041.41	\$ 2,401.16	\$ 1,701.47	\$ 1,683.18	\$ 1,742.47
Withdrawal												
Interest	\$ 168.98	\$ 164.98	\$ 171.25	\$ 159.04	\$ 151.78	\$ 145.63	\$ 132.56	\$ 136.86	\$ 137.12	\$ 129.06	\$ 103.91	\$ 83.81
Closing balance	\$ 81,947.78	\$ 83,222.35	\$ 84,405.14	\$ 85,828.54	\$ 87,799.32	\$ 89,920.75	\$ 91,866.22	\$ 94,044.49	\$ 96,582.77	\$ 98,413.30	\$ 100,200.39	\$ 102,026.67
Debt Service Funds												
Northern Trust SSA #2 7892												
Opening balance	\$ 158,309.80	\$ 158,310.48	\$ 158,311.13	\$ 158,311.80	\$ 158,312.47	\$ 158,313.12	\$ 158,313.79	\$ 158,314.44	\$ 158,155.12	\$ 1,975.60	\$ 1,950.61	\$ 1,925.62
Cleared deposits												
Interest	\$ 0.68	\$ 0.65	\$ 0.67	\$ 0.67	\$ 0.65	\$ 0.67	\$ 0.65	\$ 0.68	\$ 0.60	\$ 0.01	\$ 0.01	\$ 0.01
Cleared disbursements								\$ (160.00)	\$ (156,180.12)	\$ (25.00)	\$ (25.00)	\$ (25.00)
Closing balance	\$ 158,310.48	\$ 158,311.13	\$ 158,311.80	\$ 158,312.47	\$ 158,313.12	\$ 158,313.79	\$ 158,314.44	\$ 158,155.12	\$ 1,975.60	\$ 1,950.61	\$ 1,925.62	\$ 1,900.63
MaxSafe Investment- Lake Forest 5664												
Opening Balance	\$ 2,055,882.76	\$ 1,960,048.64	\$ 1,863,429.08	\$ 1,767,372.54	\$ 1,770,815.29	\$ 1,473,643.81	\$ 1,476,253.97	\$ 878,367.99	\$ 2,581,699.28	\$ 1,685,276.41	\$ 1,487,205.76	\$ 1,488,841.25
Cleared Deposits		\$ 100,000.00			\$ 200,000.00	\$ 100,000.00	\$ 100,000.00	\$ 1,900,000.00	\$ 300,000.00	\$ -	\$ 100,000.00	
Interest	\$ 4,165.88	\$ 3,380.44	\$ 3,943.46	\$ 3,442.75	\$ 2,828.52	\$ 2,610.16	\$ 2,114.02	\$ 3,331.29	\$ 3,577.13	\$ 1,929.35	\$ 1,635.49	\$ 1,191.81
Cleared Disbursements	\$ (100,000.00)	\$ (200,000.00)	\$ (100,000.00)		\$ (500,000.00)	\$ (100,000.00)	\$ (700,000.00)	\$ (200,000.00)	\$ (1,200,000.00)	\$ (200,000.00)	\$ (100,000.00)	\$ (100,000.00)
Closing Balance	\$ 1,960,048.64	\$ 1,863,429.08	\$ 1,767,372.54	\$ 1,770,815.29	\$ 1,473,643.81	\$ 1,476,253.97	\$ 878,367.99	\$ 2,581,699.28	\$ 1,685,276.41	\$ 1,487,205.76	\$ 1,488,841.25	\$ 1,390,033.06
Lake Forest Bank & Trust 9088												
Opening Balance	\$ 1,019,250.06	\$ 1,047,665.70	\$ 1,046,737.63	\$ 1,026,194.62	\$ 1,002,083.34	\$ 1,381,296.51	\$ 1,321,648.65	\$ 1,361,859.20	\$ 1,336,238.03	\$ 1,322,062.61	\$ 1,363,596.15	\$ 1,339,940.52
Cleared Deposits	\$ 156,036.35	\$ 374,432.23	\$ 180,927.96	\$ 84,326.42	\$ 673,512.33	\$ 202,019.63	\$ 772,049.68	\$ 2,254,097.46	\$ 1,506,772.29	\$ 251,196.89	\$ 167,785.68	\$ 150,053.49
Cleared Disbursements	\$ (127,620.71)	\$ (375,360.30)	\$ (201,470.97)	\$ (108,437.70)	\$ (294,299.16)	\$ (261,667.49)	\$ (731,839.13)	\$ (2,279,718.63)	\$ (1,520,947.71)	\$ (209,663.35)	\$ (191,441.31)	\$ (159,590.78)
Closing Balance	\$ 1,047,665.70	\$ 1,046,737.63	\$ 1,026,194.62	\$ 1,002,083.34	\$ 1,381,296.51	\$ 1,321,648.65	\$ 1,361,859.20	\$ 1,336,238.03	\$ 1,322,062.61	\$ 1,363,596.15	\$ 1,339,940.52	\$ 1,330,403.23
TOTAL ALL ACCOUNTS												
Opening month balance	\$ 8,880,624.34	\$ 9,055,945.14	\$ 9,267,422.74	\$ 9,407,617.55	\$ 9,669,340.61	\$ 10,071,949.96	\$ 10,298,140.97	\$ 10,105,023.18	\$ 10,034,997.06	\$ 9,155,699.94	\$ 9,273,275.70	\$ 9,534,582.44
Closing month balance	\$ 9,055,945.14	\$ 9,267,422.74	\$ 9,407,617.55	\$ 9,669,340.61	\$ 10,071,949.96	\$ 10,298,140.97	\$ 10,105,023.18	\$ 10,034,997.06	\$ 9,155,699.94	\$ 9,273,275.70	\$ 9,534,582.44	\$ 9,677,566.78

Village of Mettawa - Balance Sheet

	1-May
<b>ASSETS</b>	
Current Assets	
Checking/Savings	\$ 9,650,177
Other Current Assets	
Due From Other Funds	\$ 982,974
Pre Paid Insurance	\$ 5,960
Pre Paid Salt	\$ 2,769
Hotel Taxes Receivable	\$ 46,007
Property Taxes Receivable	\$ 306,900
Shared Taxes Receivable	\$ 691,088
Total Other Current Assets	<u>\$ 2,035,698</u>
<b>TOTAL CURRENT ASSETS</b>	<u>\$ 11,685,876</u>
<b>OTHER ASSETS</b>	
Pre Paid Land Purchase	\$ 146,649
Deposit Sheriff Service Initiation	\$ 180,000
Office Space Deposit LifeStorage	\$ 500
Total Other Assets	<u>\$ 327,149</u>
<b>TOTAL ASSETS</b>	<u>\$ 12,013,025</u>
<b>LIABILITIES &amp; EQUITY</b>	
Liabilities	
Current Liabilities	
Accounts Payable	\$ 87,367
Accrued Other	\$ -
Deferred Property Taxes	\$ 306,900
Building Deposits	\$ 25,000
Due To Other Funds	\$ 982,975
Tax Rebates	\$ 273,344
Total Current Liabilities	<u>\$ 1,588,219</u>
<b>TOTAL LIABILITIES</b>	<u>\$ 1,675,586</u>
Fund Balances	
Retained Earnings	\$ 9,517,317
Net Income	\$ 820,123
Grainger Property Reserve	\$ 910,918
Total Equity	<u>\$ 10,337,439</u>
<b>TOTAL LIABILITIES &amp; EQUITY</b>	<u>\$ 12,013,025</u>

## Fixed Assets

April 2020

Fixed Assets	
Total Land	9,702,549.00
Total Land Improvements	1,566,166.92
Landscaping	
Non - SSA	
Accumulated Depreciation NonSSA	-681.64
Non - SSA - Other	206,108.56
Total Non - SSA	205,426.92
SSA 3	
Accumulated Depreciation SSA 2	-3,561.00
SSA 2 - Other	728,265.00
Total SSA 3	724,704.00
SSA 6	
Accumulated Depreciation SSA 6	-291.00
SSA 6 - Other	56,346.42
Total SSA 6	56,055.42
Total Landscaping	986,186.34
Lighting	
SSA#3	
Accumulated Depreciation SS#3	-25.00
SSA#3 - Other	3,228.00
Total SSA#3	3,203.00
Total Lighting	3,203.00
Paved Streets	
Non -SSA	
Accumulated Depreciation NONSSA	-5,503.41
Non -SSA - Other	2,289,454.57
Total Non -SSA	2,283,951.16
SSA 3	
Accumulated Depreciation SSA 3	-3,952.00
SSA 3 - Other	1,710,994.00
Total SSA 2	1,707,042.00
SSA 3	
Accumulated Depreciation SSA 3	-1,062.34
SSA 3 - Other	610,618.96
Total SSA 3	609,556.62
SSA 6	
Accumulated Depreciation SSA 6	-1,122.00
SSA 6 - Other	486,690.00
Total SSA 6	485,568.00
Total Paved Streets	5,086,117.78
Sanitary Sewer	
SSA 4	
Accumulated Depreciation SSA 4	-805.79
SSA 4 - Other	235,429.35
Total SSA 4	234,623.56
Total Sanitary Sewer	234,623.56
Storm Sewer	
Non SSA	45,979.66
Accumulated Depreciation NonSSA	-214.58
Total Non SSA	45,765.08
SSA 2	
Accumulated Depreciation SSA 2	-450.00
SSA 2 - Other	141,125.00
Total SSA 2	140,675.00
SSA 6	
Accumulated Depreciation SSA 6	-577.00
SSA 6 - Other	181,288.00
Total SSA 6	180,711.00
Total Storm Sewer	367,151.08
Total Fixed Assets	17,945,997.68

1000 - General Fund

	Prior Period 2019	Current Period Actual	Current Period Budget	Current Period Budget Variance	Prior Period YTD 2019	Current Year Actual	YTD Budget - Original	% Budget Used	Total Budget - Original
Operating Revenue									
Program Revenue									
Taxes									
Hotel Taxes	35,337	20,436	40,439	(20,003)	604,582	574,573	610,000	94%	610,000
Illinois Income Tax	13,857	5,633	5,281	352	61,684	59,286	52,000	114%	52,000
Illinois Use Tax	5,848	1,565	1,250	315	20,875	18,875	15,000	126%	15,000
Personal Property Replacement	89	96	78	18	1,045	1,393	1,000	139%	1,000
Property Tax Levy	-	-	-	-	134,712	134,664	135,000	100%	135,000
Real Estate Transfer Tax	2,250	5,400	2,500	2,900	806,665	32,287	30,000	108%	30,000
Road & Bridge Tax Share	-	-	-	-	30,047	34,480	30,000	115%	30,000
Sales Tax - Oasis	24,831	23,200	35,000	(11,800)	395,200	379,894	420,000	90%	420,000
Sales Tax - Grainger	78,770	74,579	75,000	(421)	402,751	910,918	900,000	101%	900,000
Sales Tax -Other	322,652	124,540	114,377	10,163	1,856,093	1,664,004	1,675,000	99%	1,675,000
Cannabis Use Tax	-	51	-	51	0	90	0	0%	0
Telecommunication Tax	3,585	15,343	7,554	7,789	107,556	125,557	120,000	105%	120,000
TOTAL TAX	487,219	270,843	281,479	(10,636)	4,421,209	3,936,021	3,988,000	99%	3,988,000
Licenses & Fees									
Building Permit Services	16,185	14,693	12,500	2,193	124,472	139,611	150,000	93%	150,000
Cable Franchise Fees	2,198	-	-	-	8,611	6,842	9,000	76%	9,000
Liquor License Fees	-	-	-	-	6,050	6,000	6,000	100%	6,000
Zoning & Miscellaneous Permit	-	-	833	(833)	7,750	12,300	10,000	123%	10,000
Total Licenses & Fees	18,383	14,693	13,333	1,360	146,884	164,754	175,000	94%	175,000
Fines & Forfeitures									
Circuit Court Fees	1,252	170	667	(496)	10,292	2,561	8,000	32%	8,000
Total Program Revenue	506,854	285,706	295,479	(9,772)	4,578,385	4,103,336	4,171,000	98%	4,171,000
Investment Income									
Investment Income	14,084	6,100	12,500	(6,400)	138,861	141,447	150,500	94%	150,500
Total Investment Income	14,084	6,100	12,500	(6,400)	138,861	141,447	150,500	94%	150,500
Other Income									
Miscellaneous Revenue	-	-	417	(417)	4,468	950		0%	3,805,000
Total Other Income	-	-	417	(417)	4,468	950	0	0%	3,805,000
TOTAL MISCELLANEOUS REVENUE	14,084	6,100	12,917	(6,817)	143,329	142,397	150,500	4%	3,955,500
Total Operating Revenue	520,938	291,806	308,396	(16,589)	4,721,714	4,245,733	4,321,500	52%	8,126,500
Total Revenue	520,938	291,806	308,396	(16,589)	4,721,714	4,245,733	4,321,500	52%	8,126,500

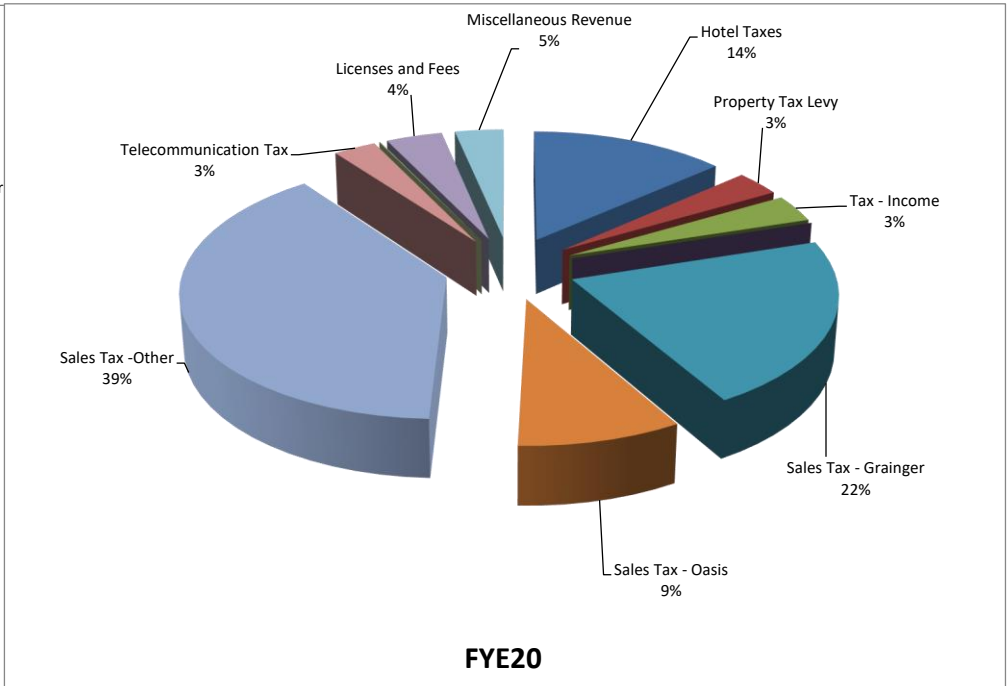
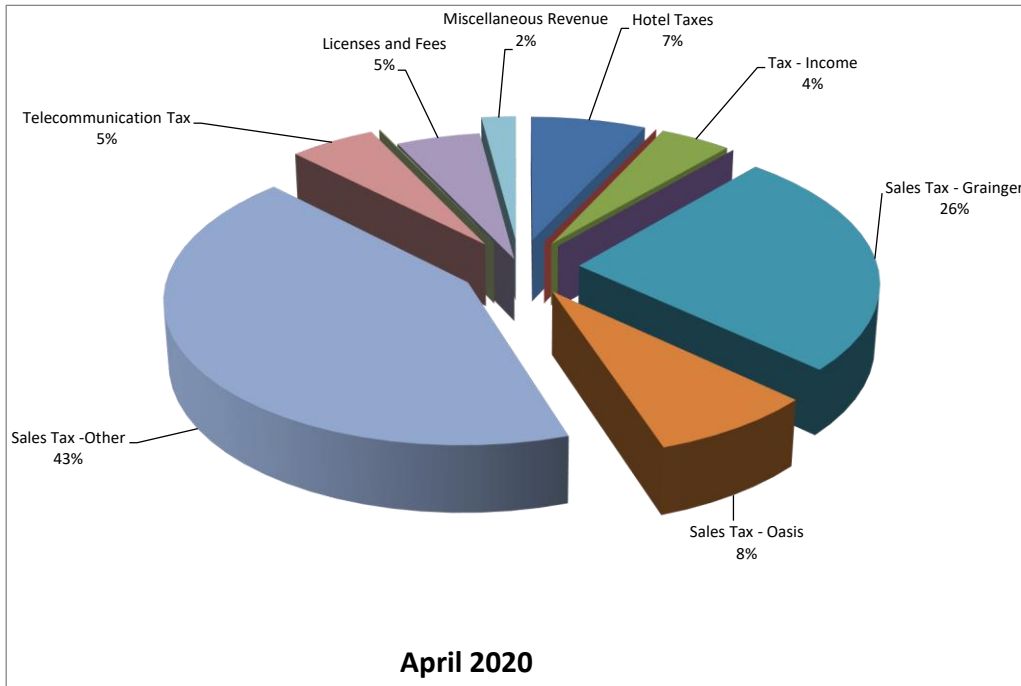
1000 - General Fund

	Current Period								
	Prior Period 2019	Current Period Actual	Current Period Budget	Budget Variance	Prior Period YTD 2019	Current Year Actual	YTD Budget - Original	% Budget Used	Total Budget Original
Expenditures									
Program Expenses									
General Government									
Auditing	-	-	-	-	26,450	27,050	27,000	100%	27,000
Bank Fees	-	328	328	0	796	1,950	1,000	195%	1,000
Consultants	(5,332)	1,519	700	819	5,493	16,087	12,000	134%	12,000
Dues & Subscriptions	-	-	741	(741)	1,156	1,156	1,100	105%	1,100
Financial & Accounting Services	3,777	3,890	3,890	-	44,440	45,660	45,000	101%	45,000
Insurance & Bonds	981	994	1,000	(6)	11,710	11,950	12,000	100%	12,000
Legal Expense	(23,571)	9,551	12,000	(2,449)	136,717	114,489	144,000	80%	144,000
Maps & Surveys	100	-	-	-	100	0	1,000	0%	1,000
Miscellaneous	164	142	625	(483)	4,055	3,041	7,500	41%	7,500
Office Supplies	24	-	333	(333)	2,870	4,339	4,000	108%	4,000
Planning Consultants	1,080	-	4,167	(4,167)	23,885	34,101	50,000	68%	50,000
Postage & Copying	-	-	83	(83)	234	0	1,000	0%	1,000
Printing & Publishing	2,497	64	333	(269)	4,171	1,902	4,000	48%	4,000
Recording Fees	-	-	42	(42)	331	75	500	15%	500
Telephone	218	214	167	47	2,565	2,552	2,000	128%	2,000
Village Administrator	5,417	5,667	5,667	(0)	68,500	66,250	65,000	102%	65,000
Village Clerk	3,677	3,287	3,417	(130)	39,945	42,746	41,000	104%	41,000
Village Office & Meeting Space	1,776	1,495	1,867	(371)	20,666	18,071	22,500	80%	22,500
<b>TOTAL GENERAL GOVERNMENT</b>	<b>(9,192)</b>	<b>27,151</b>	<b>35,359</b>	<b>(8,208)</b>	<b>394,083</b>	<b>391,419</b>	<b>440,600</b>	<b>89%</b>	<b>440,600</b>
Public Service									
Building Services	10,000	10,000	9,500	500	164,000	179,606	114,000	158%	114,000
Building Permit Services	1,503	1,707	833	874	11,842	42,099	10,000	421%	10,000
Building Permit Services -Reimbursable	-	-	-	-	-	0	0	0%	0
Disposal Services	4,887	4,887	4,875	12	58,166	58,643	58,500	100%	58,500
Engineering Services	15,765	11,037	8,333	2,703	133,304	101,824	100,000	102%	100,000
Engineering Service-Reimbursable	-	-	-	-	-	0	0	0%	0
Mosquito Control	-	-	-	-	21,936	26,304	25,000	105%	25,000
Police & Security	2,300	13,768	14,667	(899)	154,160	171,343	176,000	97%	176,000
Road & Bridge Maintenance	5,600	6,200	10,083	(3,883)	82,458	129,624	121,000	107%	121,000
Snow & Ice Control	3,560	3,703	5,083	(1,381)	18,143	24,484	21,214	115%	21,214
Salt	1,808	1,137	916	221	16,399	8,786	8,786	100%	8,786
Special Events	-	-	-	-	7,499	5,351	6,000	89%	6,000
Village Property & Maintenance	16,924	2,449	15,625	(13,176)	58,549	83,280	187,500	44%	187,500
Water Engineering & Maintenance	69	-	208	(208)	1,905	0	2,500	0%	2,500
<b>TOTAL PUBLIC SERVICE</b>	<b>62,417</b>	<b>54,888</b>	<b>70,125</b>	<b>(15,237)</b>	<b>728,359</b>	<b>831,345</b>	<b>830,500</b>	<b>100%</b>	<b>830,500</b>
Revenue Sharing									
Hotel Tax Sharing	10,614	6,131	15,250	(9,119)	181,388	172,372	183,000	94%	183,000
Property Tax Sharing	-	-	-	-	500,000	600,000	600,000	100%	600,000
Sales Tax Sharing	11,417	11,600	16,667	(5,067)	200,376	189,947	200,000	95%	200,000
<b>TOTAL TAX SHARE</b>	<b>22,031</b>	<b>17,731</b>	<b>31,917</b>	<b>(14,186)</b>	<b>881,764</b>	<b>962,319</b>	<b>983,000</b>	<b>98%</b>	<b>983,000</b>
Total Program Expenses	75,256	99,770	137,400	(37,631)	2,004,207	2,185,083	2,254,100	97%	2,254,100
Miscellaneous									
Capital Projects									
Real Estate Purchase	-	-	-	-	-	0	-	0%	5,700,000
Capital Asset	(92,395)	-	-	-	127,055	0	68,000	0%	68,000
<b>Total Capital Projects</b>	<b>(92,395)</b>	<b>-</b>	<b>-</b>	<b>-</b>	<b>127,055</b>	<b>0</b>	<b>68,000</b>	<b>0%</b>	<b>5,768,000</b>
Capital Debt									
Debt Service	-	-	-	-	161,886	1,215,044	878,000	138%	878,000
Total Miscellaneous	(92,395)	-	-	-	288,941	1,215,044	946,000	18%	6,646,000
<b>Total Expenditures</b>	<b>(17,139)</b>	<b>99,770</b>	<b>137,400</b>	<b>(37,631)</b>	<b>2,293,148</b>	<b>3,400,127</b>	<b>3,200,100</b>	<b>38%</b>	<b>8,900,100</b>
<b>Net Revenue Over Expenditures</b>	<b>538,077</b>	<b>192,036</b>	<b>170,994</b>		<b>2,428,566</b>	<b>845,606</b>	<b>1,121,400</b>		<b>(773,600)</b>

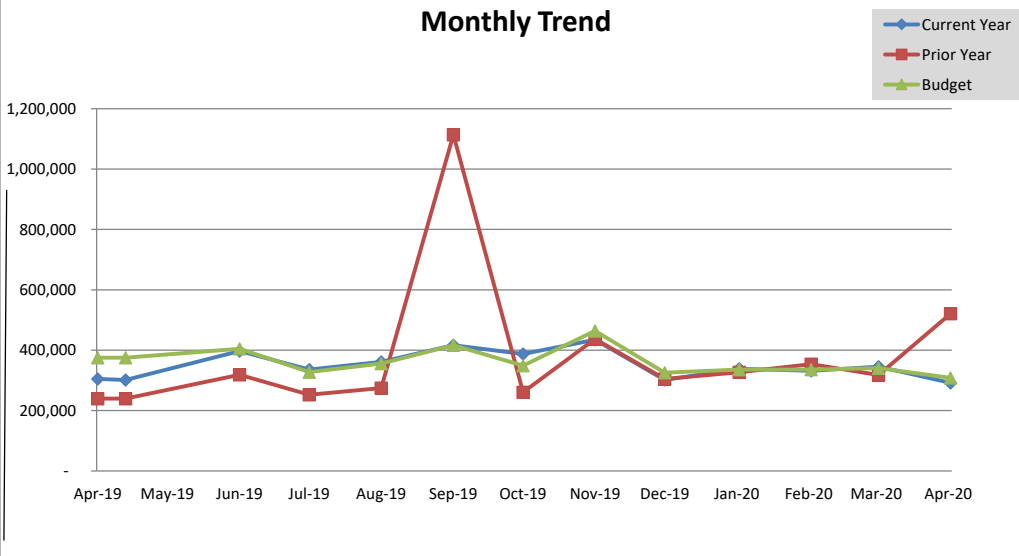
General Fund Expenditures



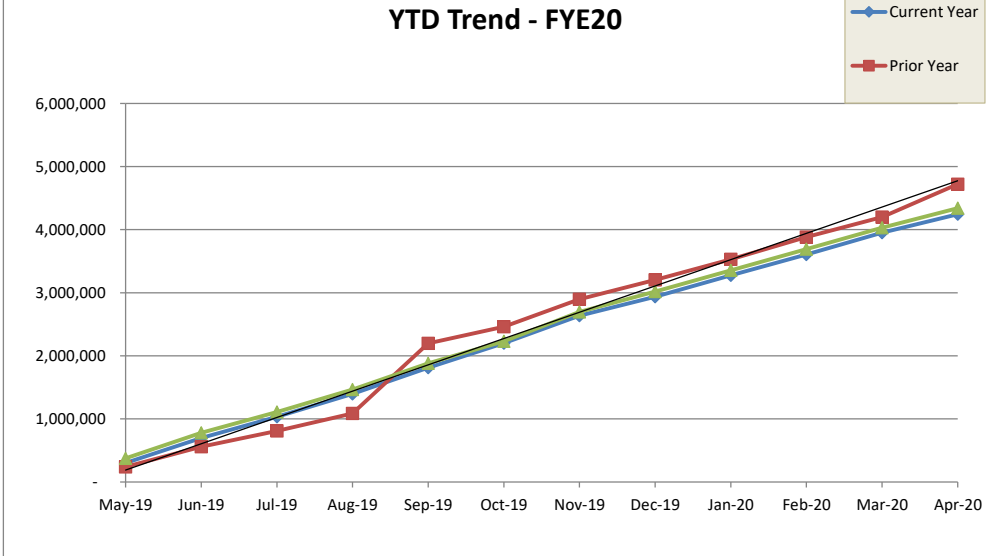
# Revenue - General Fund



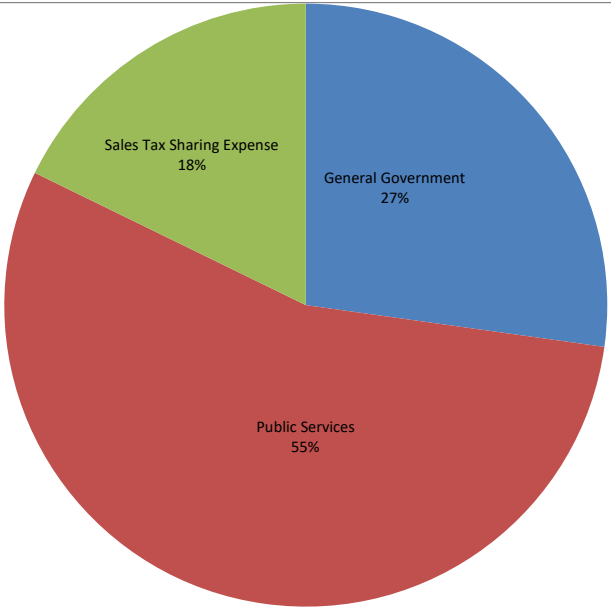
**Monthly Trend**



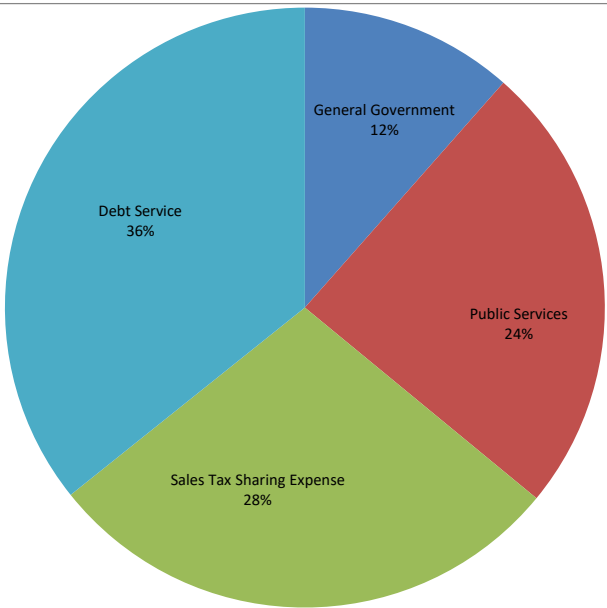
**YTD Trend - FYE20**



# Expense Graph - General Fund

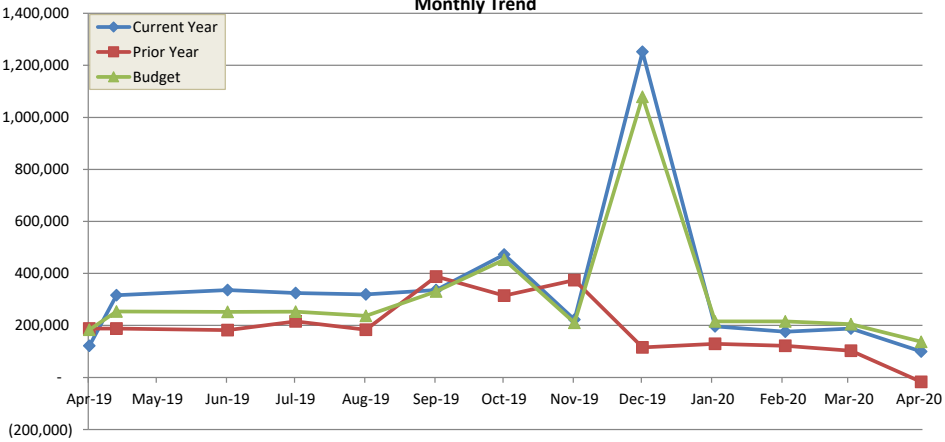


**April 2020**

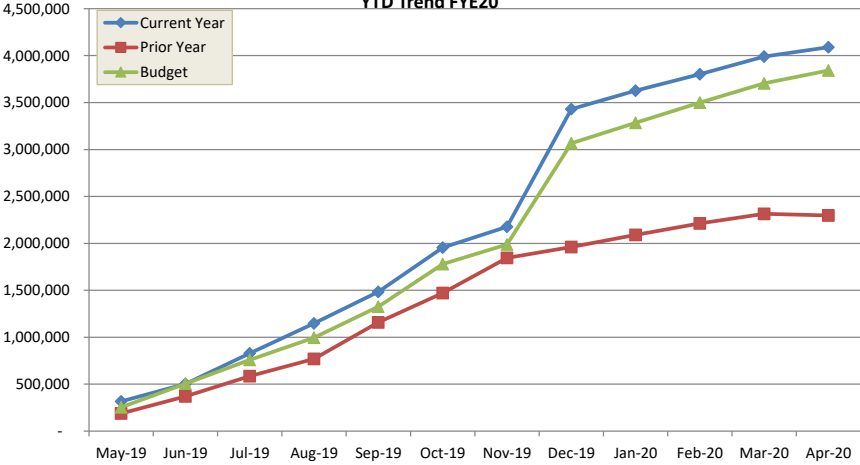


**FYE20**

**Monthly Trend**



**YTD Trend FYE20**



All Other Funds												
	SSA# 3	SSA# 4	SSA# 5	SSA# 7	SSA# 9	SSA# 10	SSA# 11	SSA# 13	SSA#14	SSA# 15	Motor Fuel Tax	SSA#2 Debt Service
<b>ASSETS</b>												
Current Assets												
Checking/Savings												
Held by Trustee												
Illinois Funds - U.S. Bank												
Northern Trust												
	(399,390)	69,280	46,608	70,996	61,766	(1,831)	9,070	3,111	16,262	(587,152)	102,026	1,901
Total Checking/Savings	(399,390)	69,280	46,608	70,996	61,766	(1,831)	9,070	3,111	16,262	(587,152)	102,026	1,901
Total Current Assets	(399,390)	69,280	46,608	70,996	61,766	(1,831)	9,070	3,111	16,262	(587,152)	102,026	1,901
<b>TOTAL ASSETS</b>	<b>(399,390)</b>	<b>69,280</b>	<b>46,608</b>	<b>70,996</b>	<b>61,766</b>	<b>(1,831)</b>	<b>9,070</b>	<b>3,111</b>	<b>16,262</b>	<b>(587,152)</b>	<b>102,026</b>	<b>1,901</b>
<b>LIABILITIES &amp; EQUITY</b>												
Liabilities												
Long Term Liabilities - Debt												
Total Liabilities	-	-	-	-	-	-	-	-	-	-	-	-
Fund Balances												
Reserved for Debt Service												
Reserved/Designated	(399,390)	69,280	46,608	70,996	61,766	(1,831)	9,070	3,111	16,262	(587,152)	102,026	1,901
Unreserved and Undesignated	(399,390)	69,280	46,608	70,996	61,766	(1,831)	9,070	3,111	16,262	(587,152)	102,026	1,901
Total Fund Balance	(399,390)	69,280	46,608	70,996	61,766	(1,831)	9,070	3,111	16,262	(587,152)	102,026	1,901
<b>TOTAL LIABILITIES &amp; EQUITY</b>	<b>(399,390)</b>	<b>69,280</b>	<b>46,608</b>	<b>70,996</b>	<b>61,766</b>	<b>(1,831)</b>	<b>9,070</b>	<b>3,111</b>	<b>16,262</b>	<b>587,152</b>	<b>102,026</b>	<b>1,901</b>

1-May-20	SSA# 3	SSA# 4	SSA# 5	SSA# 7	SSA# 9	SSA# 10	SSA# 11	SSA# 13	SSA#14	SSA#15	Motor Fuel Tax	SSA#2 Debt Service
<b>Beginning Balance</b>	(394,536)	70,091	46,608	72,329	64,264	(1,831)	9,070	3,111	16,262	(587,152)	100,200	1,926
<b>Revenue</b>												
Property Tax							-					
MFT Allotments											1,742	
Bond Proceeds												
Interest Income											84	0
<b>Total Revenue</b>	-	-	-	-	-	-	-	-	-	-	1,826	0
<b>Expenditures</b>												
Building Permit Services												
Engineering Services	387	417			1,814							
Miscellaneous												
Professional Fees												
Legal												
Tree Maintenance												
Road & Bridge Maintenance												
Police & Security	8											
Snow & Ice Control	2,068			1,333								
Contractual Maintenance	2,227	395										
Traffic Control	163				683							
Capital Expenditures												
Bank Fees												25
Transfers in/(out)												
Bond Issue Principal												
Bond Issue Interest												
<b>Total Expenditures</b>	4,854	811	-	1,333	2,498	-	-	-	-	-	-	25
<b>Reserve</b>	(399,390)	69,280	46,608	70,996	61,766	(1,831)	9,070	3,111	16,262	(587,152)	102,026	1,901

*Notes*

- SSA #2 - Debt Service for the Woodland Falls Improvements
- SSA #2 - Capital Project - the remaining proceeds from the Woodland Falls bond issue
- SSA #3 - ongoing maintenance of the Woodland Falls Improvements
- SSA #4 - ongoing maintenance of the Oasis Business Park Sewer Improvements
- SSA #5 - ongoing maintenance of the Oasis Business Park Road Improvements
- SSA #7 - ongoing maintenance of the Riverside Preserve Improvements
- SSA #9 - ongoing maintenance of the Deerpath Farms Improvements
- SSA #10 - Nektosha Way
- SSA #11 - Nektosha Way Maintenance
- SSA #13 - Hamilton Estate Tree Planting
- SSA #14 - Hamilton Estate Tree Maint
- SSA #15 - Water Main Extension

	actual May 19	actual June 19	actual July 19	actual August 19	actual September 19	actual October 19	actual November 19	actual December 19	actual January 20	actual February 20	actual March 20	actual April 20
<b>Income</b>												
Hotel Tax	46,008	51,295	58,832	58,103	61,925	53,501	61,158	45,021	34,943	41,421	41,932	20,436
Illinois Income Tax	10,984	3,430	5,130	3,677	3,255	5,807	3,790	3,581	5,006	5,157	3,835	5,633
Illinois Use Tax	1,321	1,502	1,421	1,428	1,451	1,492	1,429	1,601	1,758	1,647	2,260	1,565
Personal Property Replacement Tax	49	0	29	0	0	53	0	8	30	0	1,128	96
Property Tax	1,308	65,544	2,808	2,418	60,539	0	464	723	0	101	6	0
Real Estate Transfer Tax	0	4,500	2,362	0	7,500	7,750	0	2,375	0	0	2,400	5,400
Road & Bridge Tax Share	393	16,610	867	626	15,351	1,132	131	229	0	0	0	0
Sales Tax-Grainger	78,770	70,427	77,090	78,651	67,691	77,702	79,783	70,246	89,816	78,188	67,973	74,579
Sales Tax- Oasis	23,250	23,972	31,246	37,448	38,296	40,331	35,935	33,791	33,258	29,148	30,020	23,200
Sales Tax- Other	104,608	127,243	119,398	138,503	135,070	132,033	221,070	123,735	137,389	143,497	156,918	124,540
Sales Tax - Cannabis Use Tax	0	0	0	0	0	0	0	0	0	0	38	51
Telecommunications Tax	8,561	12,080	7,879	8,830	8,100	12,257	11,212	8,033	10,539	7,786	14,939	15,343
Building Permits & Inspections	11,365	376	12,778	13,765	4,300	42,148	5,669	0	15,248	6,122	16,112	14,693
Cable Franchise Fees	0	0	0	2,226	0	0	2,277	0	0	2,339	0	0
Liquor License Fees	0	6,000	0	0	0	0	0	0	0	0	0	0
Zoning & Miscellaneous Permit Fees	0	0	0	0	0	0	0	0	0	7,300	0	0
Circuit Court Fines & Fees	507	179	661	177	0	269	81	426	0	0	90	170
Investment Income	14,606	13,896	15,186	14,287	13,398	12,951	11,825	11,378	11,037	9,080	7,593	6,100
Miscellaneous Revenue	0	0	0	950	0	0	0	0	0	0	0	0
<b>Total Income</b>	<b>301,730</b>	<b>397,054</b>	<b>335,686</b>	<b>361,089</b>	<b>416,876</b>	<b>387,426</b>	<b>434,824</b>	<b>301,149</b>	<b>339,023</b>	<b>331,787</b>	<b>345,246</b>	<b>291,806</b>
<b>Expense</b>												
Auditing	0	3,500	16,000	4,050	3,500	0	0	0	0	0	0	0
Bank Fees	0	475	0	389	9	-99	115	186	197	189	161	328
Consultants	513	741	637	3,502	1,372	1,266	2,243	938	1,370	438	1,549	1,519
Dues & Subscriptions	0	0	0	0	0	415	0	0	0	0	741	0
Financial & Accounting Services	3,777	3,777	3,777	3,777	3,777	3,777	3,777	3,890	3,890	3,890	3,890	3,890
Insurance and Bonds	981	981	981	981	981	981	994	994	994	1,094	994	994
Legal Expenses	11,074	10,451	7,478	9,639	8,913	11,094	10,393	13,006	7,791	6,895	8,203	9,551
Maps & Surveys	0	0	0	0	0	0	0	0	0	0	0	0
Miscellaneous Expenditures	278	687	177	132	140	264	248	90	405	122	90	142
Office Supplies	108	563	515	-245	205	575	260	0	387	1,623	349	0
Planning Consultants	7,580	6,480	540	5,688	0	5,579	0	0	0	0	1,620	0
Postage & Copying	0	0	0	0	0	0	0	0	0	0	0	0
Printing & Publishing	219	267	0	495	115	0	99	0	531	0	0	64
Recording Fees	0	25	0	50	0	0	0	0	0	0	0	0
Telephone	63	212	212	212	212	212	212	215	214	214	214	214
Village Administrator	5,417	5,417	5,417	5,417	5,417	5,417	5,417	5,667	5,667	5,667	5,667	5,667
Village Clerk	2,421	3,296	4,862	3,120	3,462	3,212	4,744	3,022	2,945	3,793	3,946	3,287
Village Office & Meeting Space	1,376	1,376	1,376	1,676	1,396	1,796	1,867	1,625	1,396	1,796	896	1,495
Building Services	10,000	10,000	10,000	10,000	10,000	10,000	42,000	37,606	10,000	10,000	10,000	10,000
Building Permit Services	360	1,957	1,409	4,610	2,937	1,933	2,463	413	10,064	1,211	10,621	1,707
Building Permit Services Reimb	0	0	0	0	0	0	0	0	0	0	0	0
Disposal Services	4,887	4,887	4,887	4,887	4,887	4,887	4,887	4,887	4,887	4,887	4,887	4,887
Engineering Services	9,185	11,149	9,727	7,392	9,284	16,063	6,308	4,754	8,612	3,426	4,918	11,037
Engineering Services Reimb	0	0	0	0	0	0	0	0	0	0	0	0
Mosquito Control	2,368	6,208	10,048	3,840	3,840	0	0	0	0	0	0	0
Police & Security	15,884	13,540	14,281	13,943	14,297	14,014	14,149	14,682	15,412	13,386	13,896	13,768
Road & Bridge Maintenance	3,457	18,247	12,131	14,200	13,000	13,273	3,800	1,516	0	0	10,000	6,200
Snow & Ice Control	0	0	0	0	0	0	348	6,512	4,840	11,890	5,910	4,840
Special Events	0	1,439	0	344	0	0	0	0	0	0	0	0
Village Property & Maintenance	0	16,239	2,130	7,424	1,439	19,189	1,719	0	0	145	5,500	2,449
Water Engineering/Maintenance	7,146	0	7,683	0	16,135	0	0	0	0	0	0	0
Hotel Tax Sharing	13,802	15,388	17,649	17,431	18,578	16,050	18,347	13,506	10,483	12,426	12,580	6,131
Property Tax Sharing	100,000	100,000	100,000	100,000	100,000	100,000	0	0	0	0	0	0
Sales Tax Sharing -Lake Forest	11,625	11,986	15,623	18,724	19,148	20,166	17,968	16,895	16,629	14,574	15,010	11,600
Sales Tax Reserved - Grainger	78,770	70,427	77,090	78,651	67,691	77,702	79,783	70,246	89,816	78,188	67,973	0
Capital Projects	0	12,706	0	0	25,000	0	0	0	0	0	0	0
Debt Service	19,503	0	0	0	0	144,503	0	1,051,038	0	0	0	0
<b>Total Expense</b>	<b>310,794</b>	<b>332,421</b>	<b>324,630</b>	<b>320,329</b>	<b>335,735</b>	<b>472,269</b>	<b>222,141</b>	<b>1,251,689</b>	<b>196,530</b>	<b>175,854</b>	<b>189,613</b>	<b>99,770</b>
<b>Net from Operations</b>	<b>-9,064</b>	<b>64,633</b>	<b>11,057</b>	<b>40,760</b>	<b>81,141</b>	<b>-84,843</b>	<b>212,683</b>	<b>-950,540</b>	<b>142,493</b>	<b>155,933</b>	<b>155,633</b>	<b>192,036</b>

Pre Approved  
April 2020

Name	Account	Description	
Lake Forest Bank & Trust			
AT&T	Contract Maintenance	SSA#4 Lift Station	111.83
Comcast Business	Telephone	Telephone - Internet	149.12
Northern Trust Credit Card			
	Village Office & Meeting Space	Life Storage Rentals	796.00
	Consultant & Outside Services	Email Service	160.00
Total Northern Trust Credit Card			<u>956.00</u>
Total Pre Approved Lake Forest Bank & Trust			<u>1,216.95</u>
Grand Total Pre Approved			<u><u>1,216.95</u></u>

Unpaid Bills Detail  
as of May 15, 2020

Name	Account	Description	
B&F Construction Code Services, Inc	Building Permit Services	18645	556.77
Bob Irvin Consulting, LLC	Village Administrator	Administrator Services	5,666.66
	Miscellaneous	Telephone & Internet	64.48
	Miscellaneous	Mileage & Other	41.98
Total Bob Irvin Consulting, LLC			<u>5,773.12</u>
Com Ed	SSA#3	SSA#3 Traffic Control #9018	8.33
	SSA#3	SSA#3 Street Lighting #6026	163.21
	Contract Maintenance	SSA#4 Sewer Maint #1048	283.14
	Police & Security	GF-Street Lighting #3008	13.92
	Police & Security	GF-Street Lighting #2015	120.99
Total ComEd			<u>589.59</u>
Daily Herald	Printing & Publishing	Hearing Notice	64.40
Dunlap Lawn Services	Road & Bridge Maintenance	April mowing & spring pickup	6,200.00
Forest Builders, Inc	Snow & Ice Control	General Fund Plowing	3,702.69
	Snow & Ice Control	SSA# 7 Plowing	1,070.00
	Snow & Ice Control	SSA# 3 Plowing	1,586.87
Total Forest Builders, Inc			<u>6,359.56</u>
Gallo Sandy	Miscellaneous	Mileage	11.50
Gardner Phillips	Consultants & Outside Services	News letter	900.00
GOVTEMPUSA, LLC	Village Clerk	Clerk Services	3,286.62
Hamilton Partners	Contractual Services	SSA#3	2,227.28
Howe Security	Police & Security	Mettawa Patrol - Includes gas and truck lease	7,213.31
Illinois Department of Transportation	Traffic Control	SSA#9	683.25
ILM	Village Property & Maintenance	Whippoorwill Farm Invasive woody removal	1,935.00
James Anderson Company	Engineering Services	16550 General Engineering	7,170.65
	Engineering Services	SSA#3 Woodland Falls	386.75
	Engineering Services	SSA#9 Deerpath Farm Subdivision	1,814.45
	Engineering Services	18112 Code Violations	1,160.15
	Engineering Services	18640 Rt 60 Berm	62.20
	Engineering Services	17084 Public Utilities (No fee permit)	327.25
	Engineering Services	17581 The Crest Subdivision	416.50
	Engineering Services	17634 Pond Maintenance	2,316.29
	Building Services	16656 Building Services	10,000.00
	Building Services - Permits	18680 St Basil Church addition SU	1,150.70
Total James Anderson Company			<u>24,804.94</u>
Klein, Thorpe and Jenkins, Ltd.	Legal Expenses	General Zoning Matters	480.00
	Legal Expenses	General Matters	5,498.60
	Legal Expenses	Sapphire Stables Litigation	3,330.80
	Legal Expenses	Rojas Variation	176.00
	Legal Expenses	St Basil Church Zoning	66.00
Total Klein, Thorpe and Jenkins, Ltd.			<u>9,551.40</u>

Unpaid Bills Detail  
as of May 15, 2020

Name	Account	Description	
Lake County Tax Collector	Village Property & Maintenance	1st half of property tax	275.95
Lakes Disposal Services	Disposal Service	Disposal Service	4,886.95
O'Mary Dorothy	Financial & Accounting Services	Financial & Accounting	3,890.00
	Miscellaneous	Mileage	-
Total O'Mary Dorothy			3,890.00
Premiere Global Services	Village Meeting / Storage	Communication service for meetings	699.45
	Miscellaneous	Administrative set up	65.62
Total Premiere Global Services			765.07
Sheriff's Office	Police & Security	Contract Police Service	6,419.68
Sieпка Joe	Consultants & Outside Services	Website Support	260.00
SSG Services	Consultants & Outside Services	Computer Maintenance	198.75
TruGreen Commerical	Village Property & Maintenance	Lawn Service	513.71
Total Accounts Payable			87,366.85
Pre Approved Accounts Payable			1,216.95
Total Approval			88,583.80



Year to Date Payments  
FY 2020

Name	Amount
Abbie Inc., Dept V367	101,985.95
Abila	998.00
Amalgamated Bank of Chicago	1,215,518.78
American Legal Publishing	3,174.90
Apple Nine Hospitality Management, Inc	32,184.93
AT&T	1,296.22
B&F Construction Code Services,Inc	22,170.54
Blackboard Connect, Inc	1,627.54
Bob Irvin Consulting,LLC	68,169.84
Camiros, LTD	35,181.25
Canopy Tree Specialists	10,000.00
City of Lake Forest	193,358.26
Clarke Environmental Mosquito Control	26,304.00
CNA Surety	100.00
ComEd	5,982.56
Comcast Business	1,919.30
Costco Wholesale Corporation	900.00
Curb Cutters, Inc	1,480.00
Cynthia A Pavesich & Associates	1,915.10
Daily Herald	1,047.55
Deerpath Farm Homeowner's Association	23,386.00
Dell-MT Prospect South	21,984.24
DeMarr Sealcoating, Inc	4,960.75
Deluxe Printing	299.00
Dunlap Tree Service	35,275.00
Forest Builders	137,556.31
Gallo Sandy	631.10
Gardner Phillips	4,500.00
Gewalt Hamilton Associates, Inc	69.00
GOVTEMPUSA, LLC	43,136.97
Haapanen Brothers	111.88
Heartstone Design Group, Inc	4,500.00
Hilton Garden Inn	8,900.00
Howe Security	90,007.58
ICRMT	14,428.00
IDOT	2,733.00
Illinois Municipal League	150.00
ILM	10,940.00
International Code Council, Inc	135.00
James Anderson Company	307,446.89
Jones Covey Group	4,500.00
Klein, Thorpe and Jenkins,Ltd.	117,077.58
Lake County Clerk	25.00
Lake County Municipal League	740.65
Lake County Recorder	50.00
Lake County Tax Collector	292.80
Lakes Disposal Services	58,643.40
Lake Forest Bank	1,571.43
Lucas Landscape and Design	700.00
MaRous & Company	3,000.00
Metropolitian Mayors Caucus	130.00
Morton Salt, Inc	8,306.29
Northern Trust Credit Card	17,909.50
O'Mary Dorothy	45,934.26
PePe's Party Rental	1,130.00
Perfect Cut Tree Services	20,050.00
Premier Paving, Inc	1,800.00
Peter Baker	2,767.00
Poul's Nursery	29,000.00
RA Mancini, Inc	12,705.50
R/J Furniture	1,490.00
Robert Irvin	500.00
Rydin	268.12
Sheriff's Office	65,613.74
Sikich, LLP	27,050.00
Sieпка Joe	2,185.00
SSG Services	2,365.00
Staples Credit Plan	2,726.13
Stokovich Debra	7,298.45
Teska Associates,Inc.	100.00
TrueGreen Commercial	2,935.50
US Postmaster - Libertyville	254.00
V3 Construction Group LTD	17,200.00
White Lodging Service Corp.	184,323.82

Total

3,077,108.61

**Property Tax Rebate  
2019**

ADI	Kenan & Renda	2,418.49	LAPINS/SHELDON	Ron/Pam	5,306.93	VANSELOW	Rick	2,261.87
ADI	Morry & Renda	2,556.08	LAVELLE	John & Andrea	5,011.41	VIGLIONE	Josephine	4,330.88
AHMAD	Manzoor & Rozina	2,514.44	LEAHY	Catherine	5,574.34	WEILAND	Amy Sue	3,317.13
ANDERSON	Mary Jane	5,541.44	LEONARD	Elizabeth	4,342.00	WICKUM	Craig	3,014.43
ARMSTRONG	Carol	1,384.04	LICCIONI	Roland	2,956.53	WILLIAMSON/WRIGHT	Thomas/Andrea	2,465.15
ARNOLD	Charles & Kate	4,215.66	LIN/ZHANG	Tao/Huiqun	3,196.89	WITTEN	Matt & Kourtney	2,193.91
ATTAR	Adnan & Sana	6,511.03	LIPHARDT	Peter & Laura	1,358.32	WOODRUFF	Sangston & Carey	3,841.77
BAEZ	Stephen & Wha-Soon	1,722.99	LYONS	Adam & Gail	1,604.67	YOUNG	David	3,055.47
BAIG	Mirza & Sabahath	2,542.80	LYS	Thomas & Franziska	9,222.29	ZAMOLO	Fabrice & Marguerite	5,545.98
BECK	Herbert & Juliann	3,356.38	MACLEAN	Bary	11,792.12	ZHOU/JIANG	Liangfu/Yuan	2,525.81
BERBAS GINAKAKIS	Juliane	3,532.37	MAIER	John	2,923.38			
BOHM	Denis & Roberta	2,535.38	MAISEL/COHEN TRIPOLI	Richard/Terre	1,479.04			
BOLLHOFFER	Roy	1,456.43	MANCUSO	Richard & Shelley	5,928.60			
BOULIERIS	Angelo & Catherine	1,873.51	MARCINIAK	Margaret	3,956.75			
BRADLEY	John & Cathy	2,893.35	MATSUNAGA	Douglas & Barbara	10,801.83			
BRADY	Michael & Lisa	6,670.40	MCCARTHY	Sean & Cathy	6,766.47			
BRESLOW	Clifford	2,611.83	MCCOLE	William & Jeanine	2,191.88			
BUELL	Brad	2,215.33	MEHTA	Parimal & Mansi	2,264.26			
BUSH	David & Heather	4,562.87	MELUSO	Mark & Victoria	2,867.63			
BUSSCHER	Robert	6,325.70	MENDINO	Joseph	4,371.44			
BYRNE	Janice & Dominic	2,843.70	MILLAR	Tom & Martha	4,106.66			
CAHILL	John & Sarabess	4,158.35	MONS	Allen	4,906.72			
CHAINSКИ	Margaret	4,003.17	MURPHY	Christopher & Catherine	5,103.78			
CHUDY	Matthew & Michelle	5,585.59	NELSON	Catherine	2,957.48			
CLARK	Jeffery & Gwen	2,985.96	NEWBERG	Donald	3,999.46			
CLATCH	Laura	3,478.17	NICHOLAS	Monica	4,451.36			
COHN	Andrew	3,176.91	NITISS/CARRUTHERS	Joseph/Karen	1,464.80			
COLE	Bob & Elaine	4,786.72	OBERMAN	Michael & Margo	11,077.49			
COLLINS	Christine	5,500.40	OLESEN	Martin & Shelly	2,939.06			
COOK	Richard & Martina	1,807.58	ORLANDO	Pompei & Lucia	4,462.49			
CORK	Patricia	5,742.20	PAPANOS/ZIAMPARAS	Nicholas/Ilioula	2,649.40			
DANFORTH	Chad & Janet	2,615.90	PARK	Chung	4,712.30			
DETERS	Gary & Susan	2,614.34	PELECH	Michael & Debra	2,933.19			
DODD	Michael & Carrie	2,403.53	PETRE	Cornel & Magdalena	2,845.74			
DONATO	Anthony & Patricia	3,510.84	PHILLIPS	Frederick	3,609.42			
DONATO	Ronald & Carmella	1,974.97	PICKELL	Orren & Tina	6,565.47			
DREIFUSS	David & Juli	3,146.88	PINK	Ronald	5,878.00			
FALBE	Lawrence	2,427.70	PISCITELLO	Christopher	5,095.76			
FANTUS	Richard & Pamela	5,595.87	POVZNER	Leonid	2,692.71			
FARMER	Tim & Amy	2,412.50	PRICE	Robert	4,081.18			
FIOCCHI	John	4,814.48	QUETSCHKE/STRECKERT	Paul/Mary Ellen	3,465.97			
FIGORE	Rocco & Paula	4,268.54	RAY	Jess & Marcia	3,954.60			
FORREST	Jason & Amy	2,495.42	RITSOS	Peter	2,872.66			
GERHARDT	Armin	6,502.06	ROBERTSON	Jacqueline	2,839.87			
GOBEYN	Barrett & Gina	2,078.94	ROJAS	Arturo & Maria	7,581.25			
GOORIS	Daniel & Leslie	1,628.24	ROTH	Diane	2,611.83			
GRAY	Keith	3,337.35	RUPPE/KOZIMOR	Michael/Renee	3,664.46			
GREENHILL	Charles	7,706.52	SAMARAS	Ashley & Peter	3,109.79			
HALKOVICH	Robert & Janice	2,058.36	SCHLITCHT	Lutz & Claudia	3,457.36			
HAN	Dong & Chung	3,691.86	SCHMIDT	Stevie	7,983.73			
HANSEN	William	3,406.15	SHAFFER/PETERS	Dean/Linda	9,601.32			
HEINZ	Thomas & Ann	2,482.97	SMOLIC	Svebor & Stephanie	4,359.35			
HEYTOW	Mitzi	6,794.35	SPIGLANIN/VIGLIONE	Robert/Ninette	3,954.72			
HOLLAR	Robert	3,310.91	STANLEY	James & Dianne	4,818.55			
HOWATT	James & Kimberly	6,746.49	STARR	Jerome & Sherry	3,267.96			
IMMERMAN	Amy	1,349.94	STARR	Lucas	1,998.06			
JACOB	Mark & Ann Shorrock	5,306.93	STEPHENSON	Juliet	3,081.55			
JOSEPH	Carolanne	7,950.35	STOKOVICH	Debra	8,220.15			
JUHREND	Bernice	4,125.09	SWIFT	Mary & John	4,746.64			
KALLISON	Corey & Danielle	2,635.28	TAN	Jack	2,736.02			
KAPLAN	Howard & Ricki	7,506.59	TAVAKOLI	Hassan & Margarita	3,021.85			
KLASSMAN	Cynthia & Brian	4,462.13	TINDALL	Adrienne	6,499.07			
KOFFEL	John	8,961.94	TOLSTIK/EIG	Oleg/Dina	2,212.94			
KRUGLICK	Dorothy	6,216.59	TOWNE	Tim	2,046.27			
KRUSINSKI	Catherine	3,800.85	TRELKA	Geraldine	1,513.86			
KURTIS	William	7,200.18	TRENDLER	David	2,480.82			
LAFITA	Joseph & Vaishali	6,357.53	TRULSON	Kathleen	3,710.04			
LANE	Brandon	4,099.25	TURCHINSKY	Dean & Frances	2,896.70			
LANE	Roger & Chris	3,392.27	URLACHER	Casey	1,391.58			
								<b>\$ 600,000.00</b>